

Van Zandt County
Monthly Financial & Investment Report

Month Ending August 31, 2020

TO BE RECORDED IN THE SEPTEMBER 30, 2020 MINUTES

OF THE COMMISSIONERS' COURT

BY VAN ZANDT COUNTY CLERK.


SUBMITTED THIS THE 28TH DAY OF SEPTEMBER 2020




Kenny Edwards, Treasurer

The Van Zandt County Commissioners' Court, having reviewed the Treasurer's Report as presented, having taken reasonable steps to ensure its accuracy, and based upon presentations of the Treasurer's Office, does hereby approve the Report, subject to the independent auditor's review and does further order that it be filed with the official minutes of this meeting. {LGC 114.026(c)}

In addition, the below signatures affirm that the Treasurers' Report complies with statutes as referenced. {LGC 114.026(d)}S



Don Kirkpatrick, Van Zandt County Judge




Brandon Brown

Commissioner Precinct #1




Keith Pearson

Commissioner Precinct #3



Virgil Melton, Jr.

Commissioner Precinct #2



Tim West

Commissioner Precinct #4

COMBINED STATEMENT OF CASH POSITION FOR AUGUST

FUND NAME	CHECKING ACCOUNT	CHECKING AMOUNT	TDOA ACCOUNT	TDOA AMOUNT	FUND TOTAL
2020 010 GENERAL FUND	FIN CLEAR AMERICAN CITY JURY	498,294.50	TDOA MBIA	4,267,842.79	
		3,417.00		1,340.95	4,770,895.24
2020 012 RESERVE FUNDS	FIN CLEAR		TDOA MBIA		
2020 015 SHERIFF CHAPTER 59 FORFEITURE	FIN CLEAR AMERICAN	2,419.08	TDOA MBIA	16,347.35	18,766.43
2020 016 DA FORFEITURE FUND	FIN CLEAR		TDOA MBIA		
	ESCROW #1	3,104.90			
	ESCROW #2	2,680.74			
	ESCROW #3	1,172.49			
	ESCROW #4	7,449.93			
	ESCROW #5	16,364.07			
	ESCROW #6	23,906.27			
	ESCROW #7				
	ESCROW #8	520.76			
	ESCROW #9				
	ESCROW #10	29,039.35			
	ESCROW #11	652.26			
	ESCROW #12	11,535.64			
	ESCROW #13				
	ESCROW #14				
	ESCROW #15				
	ESCROW #16				
	ESCROW #17	7,194.78			
	ESCROW #18				
	ESCROW #19	52,385.30			
	ESCROW #20				
	ESCROW #21				
	ESCROW #22	2,309.06			
	ESCROW #23				
	ESCROW #24				
	ESCROW #25				
	ESCROW #26	1,001.07			
	ESCROW #27	2,925.63			
	ESCROW #28	2,713.13			
	ESCROW #29				
	ESCROW #30				
	ESCROW #31				
	ESCROW #32				
	ESCROW #33	9,657.39			
	ESCROW #34				
	ESCROW #35	3,132.40			
	ESCROW #36				
	ESCROW #37				
	ESCROW #38				
	ESCROW #39	1,481.08			
	ESCROW #40				
	ESCROW #41				
	ESCROW #42				
	ESCROW #43				
	ESCROW #44				
	ESCROW #45				

COMBINED STATEMENT OF CASH POSITION FOR AUGUST

FUND NAME	CHECKING ACCOUNT	CHECKING AMOUNT	TDOA ACCOUNT	TDOA AMOUNT	FUND TOTAL
2020 017 BUILDING SECURITY FUND	FIN CLEAR	3,615.71	TDOA	20,007.73	185,686.90
	ESCROW #46				
	ESCROW #47				
	ESCROW #48				
	ESCROW #49				
	ESCROW #50				
	ESCROW #51				
	ESCROW #52				
	ESCROW #53				
	ESCROW #54				
	ESCROW #55				
	ESCROW #56				
	ESCROW #57				
	ESCROW #58				
	ESCROW #59				
	ESCROW #60				
	ESCROW #61				
ESCROW #62					
ESCROW #63					
ESCROW #64					
ESCROW #65					
ESCROW #66					
ESCROW #67					
ESCROW #68					
ESCROW #69					
ESCROW #70					
ESCROW #71					
ESCROW #72					
ESCROW #73					
ESCROW #74					
ESCROW #75					
ESCROW #76					
ESCROW #77					
ESCROW #78					
ESCROW #79					
ESCROW #80					
ESCROW #81					
ESCROW #82					
ESCROW #83					
ESCROW #84		640.31			
ESCROW #85					
ESCROW #86					
ESCROW #87					
ESCROW #88		782.55			
FIN CLEAR					185,686.90
2020 018 JUSTICE COURT BLDG SECURITY FUND	FIN CLEAR	1,994.78	TDOA	9,408.30	11,403.08
2020 019 DA FORFEITURE FUND	ESCROW #13				
	ESCROW #14				
	ESCROW #15				
	ESCROW #16				
	ESCROW #45				
FIN CLEAR		1,684.52			1,684.52
2020 021 ROAD & BRIDGE - PCT. 1	FIN CLEAR	3,870.68	TDOA	730,321.70	

COMBINED STATEMENT OF CASH POSITION FOR AUGUST

FUND NAME	CHECKING ACCOUNT	CHECKING AMOUNT	TDOA ACCOUNT	TDOA AMOUNT	FUND TOTAL
2020 022 ROAD & BRIDGE - PCT. 2	FIN CLEAR	7,233.07	TDOA MBIA	843,847.19	1,171,283.13
2020 023 ROAD & BRIDGE - PCT. 3	FIN CLEAR	8,638.17	TDOA MBIA	320,202.87	1,116,540.66
2020 024 ROAD & BRIDGE - PCT. 4	FIN CLEAR	6,401.62	TDOA MBIA	756,659.81	763,427.49
2020 026 ROAD & BRIDGE - GEN	FIN CLEAR	10,242.67	TDOA MBIA	366.06	11,263.97
2020 035 VICTIM COORDINATOR GRANT	FIN CLEAR	8,367.39-	TDOA MBIA	1,021.30	8,367.39-
2020 036 DA FORFEITURE FUND II	FIN CLEAR	10,675.54	TDOA MBIA	12,222.90	22,898.44
2020 037 CONSTABLE PCT #4 SEIZURE	FIN CLEAR	760.89	TDOA MBIA	5,881.73	6,642.62
2020 040 COUNTY LAW LIBRARY FUND	FIN CLEAR	1,732.65	TDOA MBIA	70,710.57	72,443.22
2020 042 COUNTY FREE LIBRARY	FIN CLEAR	23,474.25	TDOA MBIA		23,474.25
2020 043 COMMUNITY LIBRARY CONTRIBUTION	FIN CLEAR		TDOA MBIA		
2020 047 DIGITIZE RECORDS	FIN CLEAR	3,753.23	TDOA MBIA	92,924.95	96,678.18
2020 048 SUPPLEMENTAL GUARDIANSHIP	FIN CLEAR	2,897.22	TDOA	34,450.86	37,348.08
2020 049 COUNTY CHILD ABUSE PREVENTION	FIN CLEAR	2,060.20	TDOA	8,281.88	10,342.08
2020 050 COUNTY SPECIALTY COURT ACCOUNT	FIN CLEAR	1,178.93	TDOA MBIA	.03	1,178.96
2020 052 COUNTY & DISTRICT TECH FUND	FIN CLEAR	686.71	TDOA MBIA	4,988.77	5,675.48
2020 053 CAPITALCREDITSECONOMICDEVELOPMENT	FIN CLEAR	52,781.18	TDOA	311,475.35	364,256.53
2020 054 DISTRICT CLERK TECHNOLOGY FUND	FIN CLEAR	2,691.24	TDOA	30,030.87	32,722.11
2020 055 CHAPTER 19	FIN CLEAR		TDOA MBIA		
2020 056 COUNTY RECORDS FUND	FIN CLEAR	2,465.70	TDOA MBIA	145,063.53	147,529.23
2020 057 COUNTY CLERK RECORDS FUND	FIN CLEAR	6,746.35	TDOA	226,861.78	

FUND NAME	CHECKING ACCOUNT	CHECKING AMOUNT	TDOA ACCOUNT	TDOA AMOUNT	FUND TOTAL
2020 058 DISTRICT CLERK RECORDS FUND	FIN CLEAR	2,163.76	TDOA	9,431.29	11,595.05
2020 059 COUNTY CLERK ARCHIVE	FIN CLEAR	4,088.91	TDOA	446,628.09	450,717.00
2020 070 PERMANENT IMPROVEMENT FUND	FIN CLEAR	2,303.62	TDOA MBIA	279,496.75	281,800.37
2020 075 RIGHT-OF-WAY FUND	FIN CLEAR		TDOA MBIA		
2020 084 TAX ANTICIPATION NOTES	FIN CLEAR		TDOA MBIA		
2020 085 DEBT SERVICE FUND	DEBT CL	60,038.51	TDOA MBIA	375,947.52	435,986.17
2020 087 VZC INDIGENT HEALTH PROGRAM	FIN CLEAR	7,589.19	TDOA MBIA	159,192.06	166,781.25
2020 088 SOIL CONSERVATION DIST FUND	FIN CLEAR	806.70	TDOA MBIA	69,341.79	70,148.49
2020 090 APPELLATE JUSTICE SYSTEM FUNFIN	CLEAR	760.35	TDOA MBIA		760.35
2020 095 PAYROLL CLEARING ACCOUNT	PAYCLEAR	194,039.82	MBIA		194,039.82
2020 096 GEN FIXED ASSETS ACCOUNT	GRP		MBIA		
2020 097 LONG TERM DEBT GROUP			MBIA		
2020 131 VAN ZANDT COUNTY JAIL	FIN CLEAR	5,256.56-	TDOA MBIA	728,500.00	723,243.44
2020 132 VAN ZANDT COUNTY SHERIFF DEPFIN	CLEAR	17,508.29-	TDOA MBIA	602,000.00	584,491.71
2020 145 SOLID WASTE GRANT	FIN CLEAR	203.03			203.03
2020 147 2020 HAVA CARES ACT	FIN CLEAR	2,313.34	TDOA MBIA	65,021.32	67,334.66
2020 400 FRUITVALE 2011 TXCDBG	710056WATER				
2020 401 BENWHEELERWSC	71348911131115				
2020 402 LITTLEHOPEMOOREWSC	7130260813				
2020 540 PRETRIAL SUPERVISION	FIN CLEAR	6,603.50	TDOA	127,579.82	134,183.32
2020 541 COMMUNITY SUP & CORRECTIONS	FIN CLEAR	6,807.85	TDOA MBIA	344,958.46	351,766.31
2020 542 ADULT PROBATION CIVIL	FIN CLEAR	7,747.81	TDOA	51,132.85	

COMBINED STATEMENT OF CASH POSITION FOR AUGUST

FUND NAME	CHECKING ACCOUNT	CHECKING AMOUNT	TDOA ACCOUNT	TDOA AMOUNT	FUND TOTAL
2020 543 HIGH RISK SUBSTANCE ABUSE -CFIN CLEAR		500.69-	TDOA MBIA	311,158.30	370,038.96
2020 544 HIGH RISK SEX OFFENDER -CCP FIN CLEAR		2,049.39-	TDOA		2,049.39-
2020 545 GRANT C COMMIT REDUCTION PROFIN CLEAR		2,316.64			2,316.64
2020 546 JUVENILE PROBATION FUND	FIN CLEAR	45,283.96	TDOA MBIA	150,000.00	195,283.96
2020 547 VZCJPD STATE AID GRANT	FIN CLEAR	6,159.80	TDOA MBIA		6,159.80
2020 549 VZCJPD - GRANT N	FIN CLEAR	6,410.90	TDOA MBIA		6,410.90
2020 550 D A SUPPLEMENTAL FUND	FIN CLEAR	1,350.82-	TDOA MBIA	92.28	1,258.54-
2020 551 VOICES - JUV CJD GRANT	FIN CLEAR		TDOA		
2020 552 ETCOG RESIDENTIAL	FIN CLEAR	861.00-			861.00-
2020 555 JUVENILE PROBATION INTEREST FIN CLEAR		87.03	TDOA MBIA	23,943.70	24,030.73
2020 556 REGIONAL SERVICE ENHANCEMENTFIN CLEAR		31,068.45			31,068.45
2020 558 GRANT S	FIN CLEAR	3,471.81			3,471.81
2020 559 MENTAL IMPAIRMENT CASELOAD	FIN CLEAR	8,379.06	TDOA MBIA		8,379.06
2020 565 INDIGENT DEFENSE GRANT	FIN CLEAR	6,219.81	TDOA	45,625.70	51,845.51
2020 567 FIRE MARSHAL	FIN CLEAR	49,521.92	TDOA	92,234.53	141,756.45
2020 568 TECHNOLOGY RESOURCES	FIN CLEAR		TDOA		
2020 569 HAVA ELECTION GRANT	FIN CLEAR	159.98	TDOA MBIA	15,205.92	15,365.90
2020 570 GOLDEN WATER SUPPLY CORP					
2020 580 D.A. CHECK COLLECTION FUND	FIN CLEAR	1,739.76	TDOA MBIA	10,675.25	12,415.01
2020 591 CONSTABLE #1 TLEOSE FUND	FIN CLEAR	2,534.43	TDOA MBIA		2,534.43
2020 592 CONSTABLE #2 TLEOSE FUND	FIN CLEAR	2,692.48	MBIA		2,692.48
2020 593 CONSTABLE #3 TLEOSE FUND	FIN CLEAR	1,359.92	MBIA		1,359.92

FUND NAME	CHECKING ACCOUNT	CHECKING AMOUNT	TDOA ACCOUNT	TDOA AMOUNT	FUND TOTAL
2020 594 CONSTABLE #4 TLEOSE FUND	FIN CLEAR	633.01	TDOA MBIA	5,002.52	5,635.53
2020 595 SHERIFF TLEOSE FUND	FIN CLEAR	923.39	TDOA MBIA	9,004.55	9,927.94
2020 596 DA TLEOSE FUND	FIN CLEAR	2,290.27	MBIA		2,290.27
2020 600 JUSTICE COURT TECHNOLOGY FUND	FIN CLEAR	1,115.83	TDOA MBIA	59,664.73	60,780.56
2020 800 CONTRIBUTION RELIEF FUND	FIN CLEAR		TDOA	16,082.93	16,082.93
2020 802 VETERAN'S MEMORIAL WALL FUND	FIN CLEAR		TDOA		
2020 803 HISTORICAL COMMISSION	FIN CLEAR	2,596.62	TDOA	5,282.73	7,879.35
2020 804 VAN TORNADO-ASSISTANCE	FIN CLEAR				
2020 805 FEMA - DEC 2015 STORM	FIN CLEAR		TDOA		
2020 806 FEMA APRIL 2016 STORM	FIN CLEAR				
2020 807 HAZARD MITIGATION GRANT	FIN CLEAR	18,999.99-	TDOA		18,999.99-
2020 808 COURTHOUSE PLANNING GRANT	FIN CLEAR				
2020 809 PRETRIAL INTERVENTION PROGRAM	FIN CLEAR	6,977.84	TDOA	49,825.76	56,803.60
2020 810 SHERIFF JUSTICE FOREFEITURE	FIN CLEAR	870.00	TDOA	25,438.76	26,308.76
2020 811 SHERIFF TREASURY FOREFEITURE	FIN CLEAR		TDOA		
2020 812 CONSTABLE PCT #1 FOREFEITURE	FIN CLEAR	500.00	TDOA		500.00
2020 813 VOICES - JUV CJD GRANT	FIN CLEAR	7,067.28-			7,067.28-
2020 814 LOCAL TRUANCY PREVENTION & DETN	CLEAR	3,189.77	TDOA		3,189.77
2020 815 COVID-19	FIN CLEAR	9,558.78	TDOA MBIA	400,107.96	409,666.74
2020 816 COUNTY INFRASTRUCTURE FUND	GRANT		TDOA MBIA		
TOTAL		1,274,969.23		13,496,741.13	14,771,710.36

CHECK ACCOUNT

CHECK

ACCOUNT BALANCE - FIN CLEAR	830,102.48
ACCOUNT BALANCE - CITY JURY	3,417.00
ACCOUNT BALANCE - ESCROW #1	3,104.90
ACCOUNT BALANCE - ESCROW #2	2,680.74
ACCOUNT BALANCE - ESCROW #3	1,172.49
ACCOUNT BALANCE - ESCROW #4	7,449.93
ACCOUNT BALANCE - ESCROW #5	16,364.07
ACCOUNT BALANCE - ESCROW #6	23,906.27
ACCOUNT BALANCE - ESCROW #8	520.76
ACCOUNT BALANCE - ESCROW #10	29,039.35
ACCOUNT BALANCE - ESCROW #11	652.26
ACCOUNT BALANCE - ESCROW #12	11,535.64
ACCOUNT BALANCE - ESCROW #17	7,194.78
ACCOUNT BALANCE - ESCROW #19	52,385.30
ACCOUNT BALANCE - ESCROW #22	2,309.06
ACCOUNT BALANCE - ESCROW #27	1,001.07
ACCOUNT BALANCE - ESCROW #26	2,925.63
ACCOUNT BALANCE - ESCROW #28	2,713.13
ACCOUNT BALANCE - ESCROW #34	9,657.39
ACCOUNT BALANCE - ESCROW #36	3,132.40
ACCOUNT BALANCE - ESCROW #39	1,481.08
ACCOUNT BALANCE - ESCROW #45	1,684.52
ACCOUNT BALANCE - ESCROW #69	5,037.79
ACCOUNT BALANCE - ESCROW #84	640.31
ACCOUNT BALANCE - ESCROW #86	782.55
ACCOUNT BALANCE - DEBT CL.	60,038.51
ACCOUNT BALANCE - PAYCLEAR	194,039.82

TOTAL

1,274,969.23

TDOA ACCOUNT

TDOA

ACCOUNT BALANCE - TDOA	12,087,613.16
ACCOUNT BALANCE - MBIA	1,409,127.97
TOTAL	13,496,741.13

FUND NAME	***** MONTH TO DATE ***** REVENUES	***** MONTH TO DATE ***** EXPENSES	***** YEAR TO DATE ***** REVENUES	***** YEAR TO DATE ***** EXPENSES
2020 GENERAL FUND	299,037.47	885,173.28	13,024,534.09	10,595,244.99
2020 RESERVE FUNDS	.00	.00	.00	.00
2020 SHERIFF CHAPTER 59 FORFEITURE	2.46	.00	7,463.33	.00
2020 DA FORFEITURE FUND	.00	.00	.00	.00
2020 BUILDING SECURITY FUND	5,464.82	3,760.52	57,622.47	51,217.47
2020 JUSTICE COURT BIDG SECURITY	176.53	124.00	2,385.31	2,470.06
2020 DA FORFEITURE FUND	.00	.00	.00	.00
2020 ROAD & BRIDGE - PCT. 1	25,700.61	122,324.83	1,658,942.99	1,313,423.72
2020 ROAD & BRIDGE - PCT. 2	31,821.99	303,025.09	1,919,264.79	1,667,100.24
2020 ROAD & BRIDGE - PCT. 3	27,985.92	193,172.59	1,780,314.01	1,357,424.50
2020 ROAD & BRIDGE - PCT. 4	25,318.65	282,550.04	1,536,347.78	1,316,319.87
2020 ROAD & BRIDGE - GEN	4,718.47	3,744.38	51,910.50	42,836.45
2020 VICTIM COORDINATOR GRANT	.00	4,933.32	44,020.44	53,389.62
2020 DA FORFEITURE FUND II	14,362.56	1,137.84	28,168.28	12,655.47
2020 CONSTABLE PCT #4 SEIZURE	.88	.00	52.08	.00
2020 COUNTY LAW LIBRARY FUND	2,390.17	2,229.56	26,929.08	21,601.23
2020 COUNTY FREE LIBRARY	10,683.78	9,435.06	119,378.59	102,047.70
2020 COMMUNITY LIBRARY CONTRIBUTION	.00	.00	.00	.00
2020 DIGITIZE RECORDS	1,058.61	.00	10,212.84	.00
2020 SUPPLEMENTAL GUARDIANSHIP	345.20	.00	3,340.19	.00
2020 COUNTY CHLD ABUSE PREVENTION	52.78	.00	1,405.95	.00
2020 COUNTY SPECIALTY COURT ACCOUNT	270.94	.00	1,178.93	.00
2020 COUNTY & DISTRICT TECH FUND	92.03	.00	1,047.04	1,908.04
2020 CAPITALCREDITSECONOMICDEVELOP	52,320.74	.00	55,212.15	34,000.00
2020 DISTRICT CLERK TECHNOLOGY FUND	789.53	.00	7,145.65	.00
2020 CHAPTER 19	.00	.00	.00	.00

FUND NAME	***** MONTH TO DATE ***** REVENUES	***** YEAR TO DATE ***** EXPENSES	***** YEAR TO DATE ***** REVENUES	***** YEAR TO DATE ***** EXPENSES
2020 COUNTY RECORDS FUND	1,011.46	175.00	13,795.15	2,819.00
2020 COUNTY CLERK RECORDS FUND	11,899.39	3,720.57	99,820.76	30,427.15
2020 DISTRICT CLERK RECORDS FUND	416.38	.00	3,967.19	.00
2020 COUNTY CLERK ARCHIVE	11,883.93	.00	101,115.42	.00
2020 PERMANENT IMPROVEMENT FUND	41.39	.00	300,796.75	98,774.23
2020 RIGHT-OF-WAY FUND	.00	.00	.00	.00
2020 TAX ANTICIPATION NOTES	.00	.00	.00	.00
2020 DEBT SERVICE FUND	12,111.58	.00	1,196,425.17	1,023,487.00
2020 VZC INDIGENT HEALTH PROGRAM	12,083.33	8,085.94	141,380.28	112,383.57
2020 SOIL CONSERVATION DIST FUND	108,404.02	116,254.05	115,008.62	122,328.85
2020 APPELLATE JUSTICE SYSTEM FUND	340.00	.00	3,765.00	3,425.00
2020 PAYROLL CLEARING ACCOUNT.	.00	.00	.00	.00
2020 GEN FIXED ASSETS ACCOUNT GRP	.00	.00	.00	.00
2020 LONG TERM DEBT GROUP	.00	.00	.00	.00
2020 VAN ZANDT COUNTY JAIL	228,369.59	154,626.06	2,430,422.56	2,027,890.36
2020 VAN ZANDT COUNTY SHERIFF DEPT	216,648.17	163,429.94	2,402,125.09	2,088,306.06
2020 SOLID WASTE GRANT	.00	.00	.00	.00
2020 2020 HAVA CARES ACT	9.82	.00	67,334.66	.00
2020 FRUITVALE 2011 TXCDBG 710056	.00	.00	.00	.00
2020 BENNHELLERWSC 71348911131115	.00	.00	.00	.00
2020 LITTLEHOPEMOOREMSC713026081315	.00	.00	.00	.00
2020 PRETRIAL SUPERVISION	6,235.43	6,887.96	41,373.16	47,370.33
2020 COMMUNITY SUP & CORRECTIONS	40,294.26	58,266.49	536,852.48	552,274.74
2020 ADULT PROBATION CIVIL	4,081.69	1,688.69	25,784.52	14,953.59
2020 HIGH RISK SUBSTANCE ABUSE -CCP	.00	5,637.16	46,497.98	48,924.23
2020 HIGH RISK SEX OFFENDER -CCP	.00	6,593.95	53,060.04	57,248.08

FUND NAME	***** MONTH TO DATE ***** REVENUES	***** MONTH TO DATE ***** EXPENSES	***** YEAR TO DATE ***** REVENUES	***** YEAR TO DATE ***** EXPENSES
2020 GRANT C COMMIT REDUCTION PROG	5,233.20	6,666.60	60,734.20	60,733.32
2020 JUVENILE PROBATION FUND	123,164.36	151.17	656,359.51	437,603.50
2020 VZCJPD STATE AID GRANT	54,320.90	113,092.56	484,732.31	474,644.45
2020 VZCJPD - GRANT N	450.14-	8,766.53	86,972.86	86,972.66
2020 D A SUPPLEMENTAL FUND	.01	1,958.20	15,000.70	22,208.53
2020 VOICES - JUV CJD GRANT	.00	.00	14,857.14	4,223.68
2020 ETCOG RESIDENTIAL	150.00	.00	4,446.51	3,680.48
2020 JUVENILE PROBATION INTEREST	23.97	.00	151.54	.00
2020 REGIONAL SERVICE ENHANCEMENT	6,966.08	12,511.68	83,592.98	60,423.02
2020 GRANT S	4,273.00	5,426.18	51,275.00	48,557.48
2020 MENTAL IMPAIRMENT CASELOAD	.00	5,406.90	34,473.00	27,953.19
2020 INDIGENT DEFENSE GRANT	13,657.41	3,776.91	41,139.90	43,326.65
2020 FIRE MARSHAL	24,048.94	5,944.89	216,236.89	358,617.47
2020 TECHNOLOGY RESOURCES	.00	.00	.00	.00
2020 HAVA ELECTION GRANT	3.16	.00	5.92	.00
2020 GOLDEN WATER SUPPLY CORP	.00	.00	.00	.00
2020 D.A. CHECK COLLECTION FUND	108.49	241.44	934.78	2,784.51
2020 CONSTABLE #1 TLEOSE FUND	.00	.00	685.17	.00
2020 CONSTABLE #2 TLEOSE FUND	.00	.00	963.92	.00
2020 CONSTABLE #3 TLEOSE FUND	.00	.00	.00	.00
2020 CONSTABLE #4 TLEOSE FUND	.75	.00	687.69	.00
2020 SHERIFF TLEOSE FUND	1.36	.00	4,745.03	3,130.06
2020 DA TLEOSE FUND	.00	.00	677.17	.00
2020 JUSTICE COURT TECHNOLOGY FUND	647.78	.00	9,220.60	12,314.77
2020 CONTRIBUTION RELIEF FUND	.00	.00	.00	.00
2020 VETERAN'S MEMORIAL WALL FUND	.00	.00	.00	.00

FUND NAME	***** MONTH TO DATE ***** REVENUES	***** MONTH TO DATE ***** EXPENSES	***** YEAR TO DATE ***** REVENUES	***** YEAR TO DATE ***** EXPENSES
2020 HISTORICAL COMMISSION	.79	.00	2,080.50	2,555.97
2020 VAN TORNADO-ASSISTANCE	.00	.00	.00	.00
2020 FEMA - DEC 2015 STORM	.00	.00	.00	.00
2020 FEMA APRIL 2016 STORM	.00	.00	.00	.00
2020 HAZARD MITIGATION GRANT	.00	.00	27,614.26	15,287.00
2020 COURTHOUSE PLANNING GRANT	.00	.00	211,786.40	211,786.40
2020 PRETRIAL INTERVENTION PROGRAM	5,457.53	445.30	15,804.17	6,022.16
2020 SHERIFF JUSTICE FORFEITURE FUN	3.84	.00	143.21	.00
2020 SHERIFF TREASURY FORFEITURE FU	.00	.00	.00	.00
2020 CONSTABLE PCT #1 FORFEITURE FU	.00	.00	.00	.00
2020 VOICES - JUV CJD GRANT	.00	3,814.94	32,394.91	39,462.19
2020 LOCAL TRUANCY PREVENTION & DIV	401.83	.00	3,189.77	.00
2020 COVID-19	107.96	7,357.18	446,014.96	37,650.53
2020 COUNTY INFRASTRUCTURE FUND GRANT	.00	.00	.00	.00
TOTAL	1,394,545.80	2,512,536.80	30,423,322.32	24,762,189.57

ACCOUNT NAME	BEGINNING CASH BALANCE	CASH RECEIPTS	CASH DISBURSEMENTS	ENDING CASH BALANCE
2020 010 GENERAL FUND				
COINS	1.00			1.00
CASH	13,769.76			498,294.50
RETURNED CHECK FEES	.00			.00
AMERICAN NATIONAL CASH	.00			.00
VZC JURY CASH CLEARING	3,417.00			3,417.00
VZC CHECKING DEBT SERVICE	.00	40.00	40.00	.00
PETTY CASH COLLECTION-PCT. 1	100.00	.00	.00	100.00
PETTY CASH-CITY CLERK	500.00	.00	.00	500.00
PETTY CASH-DIST CLERK	400.00	.00	.00	400.00
COUNTY COURT JURY CASH	.00	.00	.00	.00
DISTRICT COURT JURY CASH	.00	.00	.00	.00
PETTY CASH-JP #1	200.00	.00	.00	200.00
PETTY CASH-JP #2	200.00	.00	.00	200.00
PETTY CASH-JP #4	200.00	.00	.00	200.00
PETTY CASH-SHERIFF	3,300.00	.00	.00	3,300.00
PETTY CASH-TAX COLLECTOR	.00	.00	.00	.00
PETTY CASH-TAX COLL (BOAT)	.00	.00	.00	.00
PETTY CASH-TAX (BOAT CK ACCT)	2.70	.00	.00	2.70
PETTY CASH-TAX (BOAT CK ACCT)	5,328.92	188,916.72	1,250,000.00	4,267,842.79
TIME DEPOSIT ON ACCOUNT	.07	.38	.00	2.70
MBIA MUNICIPAL INVESTORS SERV	1,340.59			1,340.95
FUND TOTALS	5,324,817.60	1,895,267.10	2,444,285.78	4,775,798.94
2020 012 RESERVE FUNDS				
CASH	.00	.00	.00	.00
TIME DEPOSIT ON ACCOUNT	.00	.00	.00	.00
MBIA MUNICIPAL INVESTORS SERV	.00	.00	.00	.00
FUND TOTALS	.00	.00	.00	.00
2020 015 SHERIFF CHAPTER 59 FORFEITURE				
CASH	2,419.08	.00	.00	2,419.08
AMERICAN NATIONAL CASH	.00	.00	.00	.00
CASH-OTHER	.00	.00	.00	.00
TIME DEPOSIT ON ACCOUNT	16,344.89	2.46	.00	16,347.35
MBIA MUNICIPAL INVESTORS SERV	.00	.00	.00	.00
FUND TOTALS	18,763.97	2.46	.00	18,766.43
2020 016 DA FORFEITURE FUND				
CASH	3,104.65	.00	.00	3,104.90
D. A. ESCROW/BART ROGERS	2,680.53	.25	.00	2,680.74
D. A. ESCROW/SOLIZ	1,172.35	.21	.00	1,172.49
D. A. ESCROW/CALE	7,449.34	.14	.00	7,449.93
D. A. ESCROW/RODRIGUEZ	16,362.77	.59	.00	16,364.07
D. A. ESCROW - HUNTER	1.37	1.30	.00	23,906.27
D. A. ESCROW-ROSS/HOS/ELLISON	.00	.90	.00	.00
D. A. ESCROW/	520.72	.04	.00	520.76
D. A. ESCROW/CAREN WHITE	.00	.00	.00	.00
D. A. ESCROW/	29,037.04	.00	.00	29,039.35
D. A. ESCROW/	652.21	2.31	.00	652.26
D. A. ESCROW/SAYULLO	11,534.73	.05	.00	11,535.64
D. A. ESCROW/ASHFRD, BRCHR, ALEX	.00	.91	.00	.00
D. A. ESCROW/	.00	.00	.00	.00
D. A. ESCROW/	.00	.00	.00	.00
D. A. ESCROW/	.00	.00	.00	.00
D. A. ESCROW/	.00	.00	.00	.00
D. A. ESCROW/K. TURNER	7,194.21	.57	.00	7,194.78

ACCOUNT NAME	BEGINNING CASH BALANCE	CASH RECEIPTS	CASH DISBURSEMENTS	ENDING CASH BALANCE
2020 021 ROAD & BRIDGE - PCT. 1	13,158.81	100,587.68	109,875.81	3,870.68
CASH	805,208.77	112.93	75,000.00	730,321.70
TIME DEPOSIT ON ACCOUNT	3.66	.00	.00	3.66
MBIA MUNICIPAL INVESTORS	818,371.24	100,700.61	184,875.81	734,196.04
FUND TOTALS	1,684.32	6,407.14	6,406.94	1,684.52
2020 022 ROAD & BRIDGE - PCT. 2	13,703.38	321,694.12	328,164.43	7,233.07
CASH	1,133,705.72	141.47	290,000.00	843,847.19
TIME DEPOSIT ON ACCOUNT	320,116.47	86.40	.00	320,202.87
MBIA MUNICIPAL INVESTORS	1,467,525.57	321,921.99	618,164.43	1,171,283.13
FUND TOTALS	8,425.36	167,809.38	167,596.57	8,638.17
2020 023 ROAD & BRIDGE - PCT. 3	1,247,725.30	176.54	140,000.00	1,107,901.84
CASH	65	.00	.00	65
TIME DEPOSIT ON ACCOUNT	1,256,151.31	167,985.92	307,596.57	1,116,540.66
MBIA MUNICIPAL INVESTORS	12,111.28	255,191.12	260,900.78	6,401.62
TIME DEPOSIT ON ACCOUNT	986,532.38	127.43	230,000.00	756,659.81
MBIA MUNICIPAL INVESTORS	365.96	.10	.00	366.06
FUND TOTALS	999,009.62	255,318.65	490,900.78	763,427.49
2020 024 ROAD & BRIDGE - PCT. 4	9,268.73	4,718.32	3,744.38	10,242.67
CASH	1,021.15	.15	.00	1,021.30
TIME DEPOSIT ON ACCOUNT	10,289.88	4,718.47	3,744.38	11,263.97
MBIA MUNICIPAL INVESTORS	3,597.99	.00	4,769.40	8,367.39
TIME DEPOSIT ON ACCOUNT	.00	.00	.00	.00
MBIA MUNICIPAL INVESTORS	.00	.00	.00	.00
FUND TOTALS	7,451.80	14,361.58	11,137.84	10,675.54
2020 036 DA FORFEITURE FUND II	2,221.92	10,000.98	.00	12,222.90
CASH	9,673.72	24,362.56	11,137.84	22,898.44
TIME DEPOSIT ON ACCOUNT	760.89	.00	.00	760.89
MBIA MUNICIPAL INVESTORS	5,880.85	.88	.00	5,881.73
TIME DEPOSIT ON ACCOUNT	.00	.00	.00	.00
MBIA MUNICIPAL INVESTORS	6,641.74	.88	.00	6,642.62
FUND TOTALS	8,498.83	2,380.00	9,146.18	1,732.65

ACCOUNT NAME	BEGINNING CASH BALANCE	CASH RECEIPTS	CASH DISBURSEMENTS	ENDING CASH BALANCE
2020 042 COUNTY FREE LIBRARY	73,199.23	8,390.17	9,146.18	72,443.22
CASH DEPOSIT ON ACCOUNT	21,637.75	10,683.78	8,847.28	23,474.25
TIME DEPOSIT ON ACCOUNT	.00	.00	.00	.00
MBIA MUNICIPAL INVESTORS SERV	.00	.00	.00	.00
FUND TOTALS	21,637.75	10,683.78	8,847.28	23,474.25
2020 043 COMMUNITY LIBRARY CONTRIBUTION	.00	.00	.00	.00
CASH DEPOSIT ON ACCOUNT	.00	.00	.00	.00
TIME DEPOSIT ON ACCOUNT	.00	.00	.00	.00
MBIA MUNICIPAL INVESTORS SERV	.00	.00	.00	.00
FUND TOTALS	.00	.00	.00	.00
2020 047 DIGITIZE RECORDS	2,708.66	1,044.57	.00	3,753.23
CASH DEPOSIT ON ACCOUNT	92,910.91	14.04	.00	92,924.95
TIME DEPOSIT ON ACCOUNT	.00	.00	.00	.00
MBIA	.00	.00	.00	.00
FUND TOTALS	95,619.57	1,058.61	.00	96,678.18
2020 048 SUPPLEMENTAL GUARDIANSHIP	2,557.22	340.00	.00	2,897.22
CASH DEPOSIT ON ACCOUNT	34,445.66	5.20	.00	34,450.86
TIME DEPOSIT ON ACCOUNT	.00	.00	.00	.00
MBIA	.00	.00	.00	.00
FUND TOTALS	37,002.88	345.20	.00	37,348.08
2020 049 COUNTY CHILD ABUSE PREVENTION	2,008.67	51.53	.00	2,060.20
CASH DEPOSIT ON ACCOUNT	8,280.63	1.25	.00	8,281.88
TIME DEPOSIT ON ACCOUNT	.00	.00	.00	.00
MBIA MUNICIPAL INVESTORS SERV	.00	.00	.00	.00
FUND TOTALS	10,289.30	52.78	.00	10,342.08
2020 050 COUNTY SPECIALTY COURT ACCOUNT	907.99	270.94	.00	1,178.93
CASH DEPOSIT ON ACCOUNT	.03	.00	.00	.03
TIME DEPOSIT ON ACCOUNT	.00	.00	.00	.00
MBIA MUNICIPAL INVESTORS SERV	.00	.00	.00	.00
FUND TOTALS	908.02	270.94	.00	1,178.96
2020 052 COUNTY & DISTRICT TECH FUND	595.43	91.28	.00	686.71
CASH DEPOSIT ON ACCOUNT	4,988.02	.75	.00	4,988.77
TIME DEPOSIT ON ACCOUNT	.00	.00	.00	.00
MBIA	.00	.00	.00	.00
FUND TOTALS	5,583.45	92.03	.00	5,675.48
2020 053 CAPITALCREDITSECONOMICDEVELOP	507.53	52,273.65	.00	52,781.18
CASH DEPOSIT ON ACCOUNT	311,428.26	47.09	.00	311,475.35
TIME DEPOSIT ON ACCOUNT	.00	.00	.00	.00
MBIA MUNICIPAL INVESTORS SERV	.00	.00	.00	.00
FUND TOTALS	311,935.79	52,320.74	.00	364,256.53
2020 054 DISTRICT CLERK TECHNOLOGY FUND	1,906.24	785.00	.00	2,691.24
CASH DEPOSIT ON ACCOUNT	30,026.34	4.53	.00	30,030.87
TIME DEPOSIT ON ACCOUNT	.00	.00	.00	.00
MBIA MUNICIPAL INVESTORS SERV	.00	.00	.00	.00
FUND TOTALS	31,932.58	789.53	.00	32,722.11
2020 055 CHAPTER 19	.00	.00	.00	.00

ACCOUNT NAME	BEGINNING CASH BALANCE	CASH RECEIPTS	CASH DISBURSEMENTS	ENDING CASH BALANCE
2020 056 COUNTY RECORDS FUND				
CASH DEPOSIT ON ACCOUNT	1,651.17	989.53	175.00-	2,465.70
TIME DEPOSIT ON ACCOUNT	145,041.60	21.93	.00	145,063.53
MBIA MUNICIPAL INVESTORS SERV	.00	.00	.00	.00
FUND TOTALS	146,692.77	1,011.46	175.00-	147,529.23
2020 057 COUNTY CLERK RECORDS FUND				
CASH DEPOSIT ON ACCOUNT	17,668.88	11,866.82	22,789.35-	6,746.35
TIME DEPOSIT ON ACCOUNT	206,829.21	20,032.57	.00	226,861.78
MBIA MUNICIPAL INVESTORS SERV	.00	.00	.00	.00
FUND TOTALS	224,498.09	31,899.39	22,789.35-	233,608.13
2020 058 DISTRICT CLERK RECORDS FUND				
CASH DEPOSIT ON ACCOUNT	1,748.80	414.96	.00	2,163.76
TIME DEPOSIT ON ACCOUNT	9,429.87	1.42	.00	9,431.29
FUND TOTALS	11,178.67	416.38	.00	11,595.05
2020 059 COUNTY CLERK ARCHIVE				
CASH DEPOSIT ON ACCOUNT	22,269.91	11,819.00	30,000.00-	4,088.91
TIME DEPOSIT ON ACCOUNT	416,563.16	30,064.93	.00	446,628.09
FUND TOTALS	438,833.07	41,883.93	30,000.00-	450,717.00
2020 070 PERMANENT IMPROVEMENT FUND				
CASH DEPOSIT ON ACCOUNT	12,303.62	.00	10,000.00-	2,303.62
TIME DEPOSIT ON ACCOUNT	269,455.36	10,041.39	.00	279,496.75
MBIA MUNICIPAL INVESTORS SERV	.00	.00	.00	.00
FUND TOTALS	281,758.98	10,041.39	10,000.00-	281,800.37
2020 075 RIGHT-OF-WAY FUND				
CASH DEPOSIT ON ACCOUNT	.00	.00	.00	.00
TIME DEPOSIT ON ACCOUNT	.00	.00	.00	.00
MBIA MUNICIPAL INVESTORS SERV	.00	.00	.00	.00
FUND TOTALS	.00	.00	.00	.00
2020 084 TAX ANTICIPATION NOTES				
CASH DEPOSIT ON ACCOUNT	.00	.00	.00	.00
TIME DEPOSIT ON ACCOUNT	.00	.00	.00	.00
MBIA MUNICIPAL INVESTORS SERV	.00	.00	.00	.00
FUND TOTALS	.00	.00	.00	.00
2020 085 DEBT SERVICE FUND				
CASH DEPOSIT ON ACCOUNT	48,028.46	12,010.05	.00	60,038.51
TIME DEPOSIT ON ACCOUNT	.05	.09	.00	.14
MBIA MUNICIPAL INVESTORS SERV	375,846.08	101.44	.00	375,947.52
FUND TOTALS	423,874.59	12,111.58	.00	435,986.17
2020 087 VZC INDIGENT HEALTH PROGRAM				
CASH DEPOSIT ON ACCOUNT	4,756.62	12,083.33	9,250.76-	7,589.19
TIME DEPOSIT ON ACCOUNT	159,192.06	.00	.00	159,192.06
MBIA MUNICIPAL INVESTORS SERV	.00	.00	.00	.00
FUND TOTALS	163,948.68	12,083.33	9,250.76-	166,781.25
2020 088 SOIL CONSERVATION DIST FUND				
CASH DEPOSIT ON ACCOUNT	8,667.21	109,393.54	116,254.05-	806.70

ACCOUNT NAME	BEGINNING CASH BALANCE	CASH RECEIPTS	CASH DISBURSEMENTS	ENDING CASH BALANCE
2020 090 APPELLATE JUSTICE SYSTEM FUND	77,998.52	108,404.02	116,254.05	70,148.49
CASH	420.35	340.00	.00	760.35
TIME DEPOSIT ON ACCOUNT	.00	.00	.00	.00
MBIA MUNICIPAL INVESTORS SERV	.00	.00	.00	.00
FUND TOTALS	420.35	340.00	.00	760.35
2020 095 PAYROLL CLEARING ACCOUNT.	194,039.82	.00	.00	194,039.82
CASH	194,039.82	.00	.00	194,039.82
MBIA MUNICIPAL INVESTORS SERV	.00	.00	.00	.00
FUND TOTALS	194,039.82	.00	.00	194,039.82
2020 096 GEN FIXED ASSETS ACCOUNT GRP	.00	.00	.00	.00
MBIA MUNICIPAL INVESTORS SERV	.00	.00	.00	.00
FUND TOTALS	.00	.00	.00	.00
2020 097 LONG TERM DEBT GROUP	.00	.00	.00	.00
MBIA MUNICIPAL INVESTORS SERV	.00	.00	.00	.00
FUND TOTALS	.00	.00	.00	.00
2020 131 VAN ZANDT COUNTY JAIL	5,922.70	228,517.45	227,851.31	5,256.56
CASH	5,922.70	.00	.00	.00
MEDICARE PAYABLE	.00	.00	.00	.00
VOUCHERS PAYABLE	.00	.00	.00	.00
TIME DEPOSIT ON ACCOUNT	638,500.00	90,000.00	.00	728,500.00
MBIA MUNICIPAL INVESTORS SERV	.00	.00	.00	.00
FUND TOTALS	632,577.30	318,517.45	227,851.31	723,243.44
2020 132 VAN ZANDT COUNTY SHERIFF DEPT	13,792.60	231,648.17	235,363.86	17,508.29
CASH	527,000.00	90,000.00	15,000.00	602,000.00
TIME DEPOSIT ON ACCOUNT	.00	.00	.00	.00
MBIA MUNICIPAL INVESTORS SERV	.00	.00	.00	.00
FUND TOTALS	513,207.40	321,648.17	250,363.86	584,491.71
2020 145 SOLID WASTE GRANT	203.03	.00	.00	203.03
CASH	203.03	.00	.00	203.03
TIME DEPOSIT ON ACCOUNT	.00	.00	.00	.00
FUND TOTALS	203.03	.00	.00	203.03
2020 147 2020 HAVA CARES ACT	2,313.34	9.82	.00	2,313.34
CASH	65,011.50	9.82	.00	65,021.32
TDOA	.00	.00	.00	.00
MBIA	.00	.00	.00	.00
FUND TOTALS	67,324.84	9.82	.00	67,334.66
2020 400 FRUITVALE 2011 TXCDBG 710056	.00	.00	.00	.00
CASH	.00	.00	.00	.00
WATER GRANT CASH	.00	.00	.00	.00
FUND TOTALS	.00	.00	.00	.00
2020 401 BENWHEELERMSC 71348911131115	.00	.00	.00	.00
FUND TOTALS	.00	.00	.00	.00
2020 402 LITTLEHOPEMOOREMSC713026081315	.00	.00	.00	.00
CASH	.00	.00	.00	.00

ACCOUNT NAME	BEGINNING CASH BALANCE	CASH RECEIPTS	CASH DISBURSEMENTS	ENDING CASH BALANCE
2020 540 PRETRIAL SUPERVISION	1,134.62	9,945.00	4,476.12	6,603.50
CASH	132,560.39	19.43	5,000.00	127,579.82
TDOA	133,695.01	9,964.43	9,476.12	134,183.32
FUND TOTALS				
2020 541 COMMUNITY SUP & CORRECTIONS	4,654.46	51,421.00	39,958.69	6,807.85
CASH	100.00	.00	.00	100.00
PETTY CASH	369,906.13	52.33	25,000.00	344,958.46
TIME DEPOSIT ON ACCOUNT				
MBIA MUNICIPAL INVESTORS SERV	365,351.67	51,473.33	64,958.69	351,866.31
FUND TOTALS				
2020 542 ADULT PROBATION CIVIL	6,565.64	2,380.00	1,197.83	7,747.81
CASH	51,125.12	7.73	.00	51,132.85
TDOA	311,074.34	83.96	.00	311,158.30
MBIA	368,765.10	2,471.69	1,197.83	370,038.96
FUND TOTALS				
2020 543 HIGH RISK SUBSTANCE ABUSE -CCP	3,257.41	.00	3,758.10	500.69
CASH	.00	.00	.00	.00
TIME DEPOSIT ON ACCOUNT	.00	.00	.00	.00
MBIA MUNICIPAL INVESTORS SERV	3,257.41	.00	3,758.10	500.69
FUND TOTALS				
2020 544 HIGH RISK SEX OFFENDER -CCP	2,346.75	.00	4,396.14	2,049.39
CASH	.00	.00	.00	.00
TIME DEPOSIT ON ACCOUNT	.00	.00	.00	.00
MBIA MUNICIPAL INVESTORS SERV	2,346.75	.00	4,396.14	2,049.39
FUND TOTALS				
2020 545 GRANT C COMMIT REDUCTION PROG	1,741.96	5,233.20	4,658.52	2,316.64
CASH	1,741.96	5,233.20	4,658.52	2,316.64
FUND TOTALS				
2020 546 JUVENILE PROBATION FUND	31,667.30	99,786.05	86,169.39	45,283.96
CASH	100,000.00	50,000.00	.00	150,000.00
TIME DEPOSIT ON ACCOUNT	.00	.00	.00	.00
MBIA MUNICIPAL INVESTORS SERV	131,667.30	149,786.05	86,169.39	195,283.96
FUND TOTALS				
2020 547 VZCJPD STATE AID GRANT	58,215.34	42,011.09	94,066.63	6,159.80
CASH	.00	.00	.00	.00
TIME DEPOSIT ON ACCOUNT	.00	.00	.00	.00
MBIA MUNICIPAL INVESTORS SERV	58,215.34	42,011.09	94,066.63	6,159.80
FUND TOTALS				
2020 549 VZCJPD - GRANT N	13,696.48	7,497.00	14,782.58	6,410.90
CASH	.00	.00	.00	.00
TIME DEPOSIT ON ACCOUNT	.00	.00	.00	.00
MBIA MUNICIPAL INVESTORS SERV	13,696.48	7,497.00	14,782.58	6,410.90
FUND TOTALS				
2020 550 D A SUPPLEMENTAL FUND	607.38	.00	1,958.20	1,350.82
CASH	607.38	.00	1,958.20	1,350.82

ACCOUNT NAME	BEGINNING CASH BALANCE	CASH RECEIPTS	CASH DISBURSEMENTS	ENDING CASH BALANCE
2020 551 VOICES - JUV CJD GRANT	699.65	.01	1,958.20	1,258.54
TIME DEPOSIT ON ACCOUNT	.00	.00	.00	.00
MBIA MUNICIPAL INVESTORS SERV	.00	.00	.00	.00
FUND TOTALS	.00	.00	.00	.00
2020 552 ETCOG RESIDENTIAL	861.00	.00	.00	861.00
CASH	861.00	.00	.00	861.00
FUND TOTALS	861.00	.00	.00	861.00
2020 555 JUVENILE PROBATION INTEREST	85.93	1.10	.00	87.03
CASH	85.93	1.10	.00	87.03
TIME DEPOSIT ON ACCOUNT	23,921.73	21.97	.00	23,943.70
MBIA MUNICIPAL INVESTORS SERV	.00	.00	.00	.00
FUND TOTALS	24,007.66	23.07	.00	24,030.73
2020 556 REGIONAL SERVICE ENHANCEMENT	28,606.48	6,966.08	4,504.11	31,068.45
CASH	28,606.48	6,966.08	4,504.11	31,068.45
FUND TOTALS	28,606.48	6,966.08	4,504.11	31,068.45
2020 558 GRANT S	3,870.32	4,273.00	4,671.51	3,471.81
CASH	3,870.32	4,273.00	4,671.51	3,471.81
FUND TOTALS	3,870.32	4,273.00	4,671.51	3,471.81
2020 559 MENTAL IMPAIRMENT CASELOAD	11,926.71	171.55	3,719.20	8,379.06
CASH	11,926.71	171.55	3,719.20	8,379.06
TIME DEPOSIT ON ACCOUNT	.00	.00	.00	.00
MBIA MUNICIPAL INVESTORS SERV	.00	.00	.00	.00
FUND TOTALS	11,926.71	171.55	3,719.20	8,379.06
2020 565 INDIGENT DEFENSE GRANT	16,344.47	13,652.25	23,776.91	6,219.81
CASH	16,344.47	13,652.25	23,776.91	6,219.81
TIME DEPOSIT ON ACCOUNT	25,620.54	20,005.16	23,776.91	45,625.70
FUND TOTALS	41,965.01	33,657.41	47,553.82	51,845.51
2020 567 FIRE MARSHAL	31,041.68	24,035.00	5,554.76	49,521.92
CASH	31,041.68	24,035.00	5,554.76	49,521.92
TDOA	92,220.59	13.94	.00	92,234.53
FUND TOTALS	123,262.27	24,048.94	5,554.76	141,756.45
2020 568 TECHNOLOGY RESOURCES	.00	.00	.00	.00
CASH	.00	.00	.00	.00
TIME DEPOSIT ON ACCOUNT	.00	.00	.00	.00
FUND TOTALS	.00	.00	.00	.00
2020 569 HAVA ELECTION GRANT	159.98	3.16	.00	159.98
CASH	159.98	3.16	.00	159.98
TDOA	15,202.76	.00	.00	15,202.76
MBIA	.00	.00	.00	.00
FUND TOTALS	15,362.74	3.16	.00	15,365.90
2020 570 GOLDEN WATER SUPPLY CORP	.00	.00	.00	.00
GOLDEN WATER TDHCA 726216	.00	.00	.00	.00
MBIA MUNICIPAL INVESTORS SERVI	.00	.00	.00	.00

ACCOUNT NAME	BEGINNING CASH BALANCE	CASH RECEIPTS	CASH DISBURSEMENTS	ENDING CASH BALANCE
2020 580 D.A. CHECK COLLECTION FUND				
CASH DEPOSIT ON ACCOUNT	1,874.32	106.88	241.44-	1,739.76
TIME DEPOSIT ON ACCOUNT	10,673.64	1.61	.00	10,675.25
MBIA MUNICIPAL INVESTORS SERV	.00	.00	.00	.00
FUND TOTALS	12,547.96	108.49	241.44-	12,415.01
2020 591 CONSTABLE #1 TLEOSE FUND				
CASH	2,534.43	.00	.00	2,534.43
CASH - CITIZENS NATIONAL	.49-	.00	.00	.49-
TDOA	.00	.00	.00	.00
MBIA MUNICIPAL INVESTORS SERV	.00	.00	.00	.00
FUND TOTALS	2,533.94	.00	.00	2,533.94
2020 592 CONSTABLE #2 TLEOSE FUND				
CASH	2,692.48	.00	.00	2,692.48
CASH OTHER	.00	.00	.00	.00
MBIA MUNICIPAL INVESTORS SERV	.00	.00	.00	.00
FUND TOTALS	2,692.48	.00	.00	2,692.48
2020 593 CONSTABLE #3 TLEOSE FUND				
CASH	1,359.92	.00	.00	1,359.92
CASH OTHER - CITY NATIONAL	3,738.50	.00	.00	3,738.50
MBIA MUNICIPAL INVESTORS SERV	.00	.00	.00	.00
FUND TOTALS	5,098.42	.00	.00	5,098.42
2020 594 CONSTABLE #4 TLEOSE FUND				
CASH	633.01	.00	.00	633.01
TIME DEPOSIT ON ACCOUNT	5,001.77	.75	.00	5,002.52
MBIA MUNICIPAL INVESTORS SERV	.00	.00	.00	.00
FUND TOTALS	5,634.78	.75	.00	5,635.53
2020 595 SHERIFF TLEOSE FUND				
CASH	923.39	.00	.00	923.39
TDOA	9,003.19	1.36	.00	9,004.55
MBIA MUNICIPAL INVESTORS SERV	.00	.00	.00	.00
FUND TOTALS	9,926.58	1.36	.00	9,927.94
2020 596 DA TLEOSE FUND				
CASH	2,290.27	.00	.00	2,290.27
MBIA MUNICIPAL INVESTORS SERV	.00	.00	.00	.00
FUND TOTALS	2,290.27	.00	.00	2,290.27
2020 600 JUSTICE COURT TECHNOLOGY FUND				
CASH	6,476.55	639.28	6,000.00-	1,115.83
TIME DEPOSIT ON ACCOUNT	53,656.23	6,008.50	.00	59,664.73
MBIA MUNICIPAL INVESTORS SERV	.00	.00	.00	.00
FUND TOTALS	60,132.78	6,647.78	6,000.00-	60,780.56
2020 800 CONTRIBUTION RELIEF FUND				
CASH	.00	.00	.00	.00
TIME DEPOSIT ON ACCOUNT	16,082.93	.00	.00	16,082.93
FUND TOTALS	16,082.93	.00	.00	16,082.93
2020 802 VETERAN'S MEMORIAL WALL FUND				
CASH	.00	.00	.00	.00

ACCOUNT NAME	BEGINNING CASH BALANCE	CASH RECEIPTS	CASH DISBURSEMENTS	ENDING CASH BALANCE
2020 803 HISTORICAL COMMISSION HISTORICAL COMMISSION CASH TIME DEPOSIT ON ACCOUNT FUND TOTALS	3,014.12	.00	417.50	2,596.62
	5,281.94	.79	.00	5,282.73
	8,296.06	.79	417.50	7,879.35
2020 804 VAN TORNADO-ASSISTANCE VAN TORNADO-ASSISTANCE-CASH VLAST-TIME DEPOSITION ACCOUNT FUND TOTALS	.00	.00	.00	.00
	.00	.00	.00	.00
	.00	.00	.00	.00
2020 805 FEMA - DEC 2015 STORM CASH TIME DEPOSIT ON ACCOUNT FUND TOTALS	.00	.00	.00	.00
	.00	.00	.00	.00
	.00	.00	.00	.00
2020 806 FEMA APRIL 2016 STORM CASH TIME DEPOSIT ON ACCOUNT FUND TOTALS	.00	.00	.00	.00
	.00	.00	.00	.00
	.00	.00	.00	.00
2020 807 HAZARD MITIGATION GRANT CASH TIME DEPOSIT ON ACCOUNT MBIA MUNICIPAL INVESTORS SERV FUND TOTALS	18,999.99	.00	.00	18,999.99
	.00	.00	.00	.00
	.00	.00	.00	.00
	18,999.99	.00	.00	18,999.99
2020 808 COURTHOUSE PLANNING GRANT CASH WATER GRANT CASH FUND TOTALS	.00	.00	.00	.00
	.00	.00	.00	.00
	.00	.00	.00	.00
	.00	.00	.00	.00
2020 809 PRETRIAL INTERVENTION PROGRAM CASH TIME DEPOSIT ON ACCOUNT FUND TOTALS	1,973.14	5,450.00	445.30	6,977.84
	49,818.23	7.53	.00	49,825.76
	51,791.37	5,457.53	445.30	56,803.60
2020 810 SHERIFF JUSTICE FORFEITURE FUN CASH TIME DEPOSIT ON ACCOUNT FUND TOTALS	870.00	.00	.00	870.00
	25,434.92	3.84	.00	25,438.76
	26,304.92	3.84	.00	26,308.76
2020 811 SHERIFF TREASURY FORFEITURE FU CASH TIME DEPOSIT ON ACCOUNT FUND TOTALS	.00	.00	.00	.00
	.00	.00	.00	.00
	.00	.00	.00	.00
	.00	.00	.00	.00
2020 812 CONSTABLE PCT #1 FORFEITURE FU CASH TIME DEPOSIT ON ACCOUNT FUND TOTALS	500.00	.00	.00	500.00
	.00	.00	.00	.00
	500.00	.00	.00	500.00
2020 813 VOICES - JUV CJD GRANT VOICES - CJD JUV GRANT TIME DEPOSIT ON ACCOUNT	3,594.34	.00	3,472.94	7,067.28
	.00	.00	.00	.00

ACCOUNT NAME	BEGINNING CASH BALANCE	CASH RECEIPTS	CASH DISBURSEMENTS	ENDING CASH BALANCE
2020 814 LOCAL TRUANCY PREVENTION & DIV				
CASH	2,787.94	401.83	.00	3,189.77
TIME DEPOSIT ON ACCOUNT	.00	.00	.00	.00
FUND TOTALS	2,787.94	401.83	.00	3,189.77
2020 815 COVID-19				
CASH	15,272.59	.00	5,713.81	9,558.78
TIME DEPOSIT ON ACCOUNT	400,000.00	107.96	.00	400,107.96
MBIA	415,272.59	107.96	5,713.81	409,666.74
FUND TOTALS	415,272.59	107.96	5,713.81	409,666.74
2020 816 COUNTY INFRASTRUCTURE FUND GRANT				
CASH	.00	.00	.00	.00
TIME DEPOSIT ON ACCOUNT	.00	.00	.00	.00
MBIA MUNICIPAL INVESTERS SERV	.00	.00	.00	.00
FUND TOTALS	.00	.00	.00	.00
GRAND TOTALS	15,758,562.35	4,151,308.05	5,129,418.33	14,780,452.07

ACCOUNT NUMBER	ACCOUNT NAME	DATE	AMDMT NUMBER	OLD BUDGET AMOUNT	AMENDED BUDGET AMOUNT	AMOUNT OF CHANGE	DESCRIPTION	CLK
2020 010-371-100	OTHER MISC. REVENU	08/19/2020	200079	.00	2,500.00-	2,500.00-	INCREASE REV AND EXP	SH
2020 010-371-100	OTHER MISC. REVENU	09/02/2020	200089	2,500.00-	7,500.00-	5,000.00-	INCREASE REVENUE AND EXPENS	SH
			TOTAL AMENDMENTS	2	TOTAL CHANGES	7,500.00-		
2020 010-390-567	TRANSFER FROM ABAT	09/03/2020	200091	.00	3,025.00-	3,025.00-	TRANSFER	SH
			TOTAL AMENDMENTS	1	TOTAL CHANGES	3,025.00-		
2020 010-401-310	OFFICE SUPPLIES	06/10/2020	200048	250.00	200.00	50.00-	TRANSFER	MK
2020 010-401-311	POSTAGE	06/10/2020	200048	100.00	150.00	50.00	TRANSFER	MK
			TOTAL AMENDMENTS	2	TOTAL CHANGES	.00		
2020 010-403-310	OFFICE SUPPLIES	08/05/2020	200066	11,000.00	10,000.00	1,000.00-	TRANSFER	MK
2020 010-403-311	POSTAGE	04/03/2020	200034	5,500.00	5,300.00	200.00-	TRANSFER	MK
2020 010-403-311	POSTAGE	05/14/2020	200044	5,000.00	4,800.00	200.00-	TRANSFER	MK
2020 010-403-427	TRAINING	09/16/2020	200093	5,000.00	2,500.00	2,500.00-	TRANSFER	MK
2020 010-403-495	MISCELLANEOUS	04/03/2020	200034	2,500.00	450.00	2,000.00-	TRANSFER	MK
2020 010-403-495	MISCELLANEOUS	05/14/2020	200044	450.00	950.00	500.00	TRANSFER	MK
2020 010-403-495	MISCELLANEOUS	08/05/2020	200066	950.00	1,950.00	1,000.00	TRANSFER	MK
2020 010-403-495	MISCELLANEOUS	09/16/2020	200093	1,950.00	4,950.00	3,000.00	TRANSFER	MK
			TOTAL AMENDMENTS	8	TOTAL CHANGES	.00		
2020 010-404-107	SALARIES-EXTRA HEL	08/19/2020	200078	28,000.00	29,500.00	1,500.00	TRANSFER	SH
2020 010-404-427	TRAINING	08/19/2020	200078	3,000.00	1,500.00	1,500.00-	TRANSFER	SH
2020 010-404-484	OTHER ELECTION EXP	09/16/2020	200094	1,500.00	33,500.00	1,500.00-	TRANSFER	MK
			TOTAL AMENDMENTS	4	TOTAL CHANGES	.00		
2020 010-409-401	ACCOUNTING/AUDITIN	06/24/2020	200053	45,000.00	40,000.00	5,000.00-	TRANSFER	MK
2020 010-409-401	ACCOUNTING/AUDITIN	09/02/2020	200086	40,000.00	39,200.00	800.00-	TRANSFER	SH
2020 010-409-402	CONTRACT SERVICES	10/30/2019	200007	7,000.00	7,000.00	.00	TRANSFER	MK
2020 010-409-457	MAINT. & SERVICE C	06/24/2020	200053	9,500.00	14,500.00	5,000.00	TRANSFER	MK
2020 010-409-495	MISCELLANEOUS	09/02/2020	200086	1,000.00	1,800.00	800.00	TRANSFER	SH
2020 010-409-800	CONTINGENCY	10/30/2019	200007	370,000.00	363,000.00	7,000.00-	TRANSFER	MK
			TOTAL AMENDMENTS	6	TOTAL CHANGES	.00		
2020 010-435-417	SP LEGAL SERV&VIS	09/16/2020	200095	1,000.00	1,137.58	137.58	TRANSFER	MK
2020 010-435-495	MISCELLANEOUS	09/16/2020	200095	800.00	662.42	137.58-	TRANSFER	MK
			TOTAL AMENDMENTS	2	TOTAL CHANGES	.00		
2020 010-437-415	INDIGENT LEGAL AID	05/01/2020	200039	15,000.00	23,000.00	8,000.00	TRANSFER	MK
2020 010-437-415	INDIGENT LEGAL AID	05/01/2020	200039	430,000.00	422,000.00	8,000.00-	TRANSFER	MK
			TOTAL AMENDMENTS	2	TOTAL CHANGES	.00		
2020 010-450-310	OFFICE SUPPLIES	06/24/2020	200054	6,800.00	5,300.00	1,500.00-	TRANSFER	MK
2020 010-450-311	POSTAGE	06/24/2020	200054	5,500.00	7,000.00	1,500.00	TRANSFER	MK
			TOTAL AMENDMENTS	2	TOTAL CHANGES	.00		
2020 010-455-311	POSTAGE	09/16/2020	200096	1,500.00	1,700.00	200.00	TRANSFER	MK
2020 010-455-427	TRAINING	09/16/2020	200096	750.00	550.00	200.00-	TRANSFER	MK
			TOTAL AMENDMENTS	2	TOTAL CHANGES	.00		
2020 010-463-311	POSTAGE	09/16/2020	200097	1,200.00	950.00	250.00-	TRANSFER	MK
2020 010-463-428	TRAVEL	09/16/2020	200097	1,200.00	1,450.00	250.00-	TRANSFER	MK
			TOTAL AMENDMENTS	2	TOTAL CHANGES	.00		

ACCOUNT NUMBER	ACCOUNT NAME	DATE	AMDMT NUMBER	OLD BUDGET AMOUNT	AMENDED BUDGET AMOUNT	AMOUNT OF CHANGE	DESCRIPTION	CLK
2020 010-476-310	OFFICE SUPPLIES	06/10/2020	200049	5,000.00	6,000.00	1,000.00	LINE ITEM TRANSFER	MK
2020 010-476-310	FUEL AND LUBRICANT	09/03/2020	200091	4,000.00	7,025.00	3,025.00	LINE ITEM TRANSFER	SH
2020 010-476-406	TRANSCRIPTS & PROS	09/02/2020	200090	8,000.00	7,730.00	270.00-	LINE ITEM TRANSFER	SH
2020 010-476-427	TRAINING	06/10/2020	200049	7,000.00	6,000.00	1,000.00-	LINE ITEM TRANSFER	MK
2020 010-476-428	TRAVEL	08/19/2020	200077	1,500.00	1,448.16	51.84-	LINE ITEM TRANSFER	SH
2020 010-476-481	SUBSCRIPTIONS/DUES	08/19/2020	200077	2,300.00	2,351.84	51.84	LINE ITEM TRANSFER	SH
2020 010-476-495	MISCELLANEOUS	09/02/2020	200090	2,250.00	2,520.00	270.00	LINE ITEM TRANSFER	SH
EXPENDITURES - DA			TOTAL AMENDMENTS	7	TOTAL CHANGES	3,025.00		
2020 010-497-310	OFFICE SUPPLIES	08/05/2020	200068	2,135.00	2,435.00	300.00	LINE ITEM TRANSFER	MK
2020 010-497-427	TRAINING	08/05/2020	200068	3,750.00	2,950.00	800.00-	LINE ITEM TRANSFER	MK
2020 010-497-483	BONDING	06/24/2020	200055	100.00	150.00	50.00	LINE ITEM TRANSFER	MK
2020 010-497-495	MISCELLANEOUS	06/24/2020	200055	190.00	140.00	50.00-	LINE ITEM TRANSFER	MK
2020 010-497-572	OFFICE EQUIPMENT	08/05/2020	200068	500.00	1,000.00	500.00	LINE ITEM TRANSFER	MK
EXPENDITURES - CO.TREASURER			TOTAL AMENDMENTS	5	TOTAL CHANGES	.00		
2020 010-503-427	TRAINING	08/19/2020	200075	2,500.00	2,100.00	400.00-	LINE ITEM TRANSFER	SH
2020 010-503-428	TRAVEL	08/19/2020	200075	1,500.00	900.00	600.00-	LINE ITEM TRANSFER	SH
2020 010-503-452	OFF EQUIP REP & MA	09/16/2020	200098	6,000.00	4,000.00	2,000.00-	LINE ITEM TRANSFER	MK
2020 010-503-457	MAINT. & SERVICE C	09/16/2020	200098	217,500.00	219,500.00	2,000.00	LINE ITEM TRANSFER	MK
2020 010-503-572	OFFICE EQUIPMENT	11/27/2019	200011	77,000.00	76,923.91	76.09-	LINE ITEM TRANSFER	MK
2020 010-503-588	FINANCING LEASE IN	11/27/2019	200011	1,018.00	1,025.59	7.59	LINE ITEM TRANSFER	MK
2020 010-503-589	EQUIPMENT PAYMENTS	11/27/2019	200011	31,764.39	31,832.89	68.50	LINE ITEM TRANSFER	MK
EXPENDITURES-DATA PROCESSING			TOTAL AMENDMENTS	7	TOTAL CHANGES	.00		
2020 010-510-440	ELECTRICITY	09/02/2020	200088	91,500.00	89,000.00	2,500.00-	LINE ITEM TRANSFER	SH
2020 010-510-442	WATER	09/02/2020	200088	13,500.00	16,000.00	2,500.00	LINE ITEM TRANSFER	SH
EXPENDITURES - PUBLIC BLDGS			TOTAL AMENDMENTS	2	TOTAL CHANGES	.00		
2020 010-551-330	FUEL AND LUBRICANT	08/19/2020	200080	5,000.00	4,725.00	275.00-	LINE ITEM TRANSFER	SH
2020 010-551-428	FUEL AND LUBRICANT	01/08/2020	200020	1,000.00	1,500.00	500.00	LINE ITEM TRANSFER	MK
2020 010-551-451	AUTO MAINTENANCE	01/08/2020	200080	1,500.00	1,775.00	275.00	LINE ITEM TRANSFER	SH
EXPENDITURES - CONSTABLE PCT.1			TOTAL AMENDMENTS	4	TOTAL CHANGES	.00		
2020 010-552-330	FUEL AND LUBRICANT	07/08/2020	200058	3,500.00	3,356.00	144.00-	LINE ITEM TRANSFER	MK
2020 010-552-339	UNIFORMS	09/16/2020	200100	400.00	455.98	55.98	LINE ITEM TRANSFER	MK
2020 010-552-419	OTHER PROFESSIONAL	07/08/2020	200058	180.00	324.00	144.00	LINE ITEM TRANSFER	MK
2020 010-552-428	FUEL AND LUBRICANT	09/16/2020	200100	500.00	444.02	55.98-	LINE ITEM TRANSFER	MK
EXPENDITURES - CONSTABLE PCT.2			TOTAL AMENDMENTS	4	TOTAL CHANGES	.00		
2020 010-554-310	OFFICE SUPPLIES	08/05/2020	200067	350.00	950.00	600.00	LINE ITEM TRANSFER	MK
2020 010-554-428	FUEL & LUBRICANTS-	08/03/2020	200067	1,000.00	400.00	600.00-	LINE ITEM TRANSFER	MK
2020 010-554-428	FUEL & LUBRICANTS-	08/19/2020	200081	400.00	150.00	250.00-	LINE ITEM TRANSFER	SH
2020 010-554-451	AUTO MAINTENANCE	08/19/2020	200081	1,000.00	1,250.00	250.00	LINE ITEM TRANSFER	SH
EXPENDITURES - CONSTABLE PCT.4			TOTAL AMENDMENTS	4	TOTAL CHANGES	.00		
2020 010-672-402	CONTRACT SERVICES	08/19/2020	200079	7,500.00	10,000.00	2,500.00	INCREASE REV AND EXP	SH
EXPENDITURES - PCT #2 COLLECT			TOTAL AMENDMENTS	1	TOTAL CHANGES	2,500.00		
2020 010-673-402	CONTRACT SERVICES	09/02/2020	200089	16,000.00	21,000.00	5,000.00	INCREASE REVENUE AND EXPENS	SH
EXPENDITURES - PCT #3 COLLECT			TOTAL AMENDMENTS	1	TOTAL CHANGES	5,000.00		
2020 015-560-427	TRAINING	03/05/2020	200030	10,000.00	1,000.00	1,000.00-	LINE ITEM TRANS - FORFEITUR	MK
2020 015-560-495	WTSC	03/05/2020	200030	10,000.00	9,000.00	1,000.00-	LINE ITEM TRANS - FORFEITUR	MK

ACCOUNT NUMBER	ACCOUNT NAME	DATE	AMDMT NUMBER	OLD BUDGET AMOUNT	AMENDED BUDGET AMOUNT	AMOUNT OF CHANGE	DESCRIPTION	CLK
EXPENDITURES - SHERIFF FORFEIT			TOTAL AMENDMENTS	2	TOTAL CHANGES	.00		
2020 017-510-339 UNIFORMS		09/16/2020	200099	400.00	537.93	137.93	LINE ITEM TRANSFER	MK
2020 017-510-572 EQUIPMENT PURCHASE		09/16/2020	200099	8,000.00	7,862.07	137.93-	LINE ITEM TRANSFER	MK
EXPENDITURES - BLDG SECURITY			TOTAL AMENDMENTS	2	TOTAL CHANGES	.00		
2020 021-380-200 FINANCING ISSURANC		10/17/2019	200006	1.00	120,970.00-	120,970.00-	INCREASE REVENUE & EXPENSE	MK
			TOTAL AMENDMENTS	1	TOTAL CHANGES	120,970.00-		
2020 021-621-107 SALARIES-EXTRA HEL		09/16/2020	200101	20,000.00	25,000.00	5,000.00	LINE ITEM TRANSFER	MK
2020 021-621-110 SALARIES - COMP TI		09/16/2020	200102	2,000.00	2,000.00	0.00	LINE ITEM TRANSFER	MK
2020 021-621-335 ROAD & BRIDGE MATE		01/23/2020	2000523	746,694.00	726,694.00	20,000.00-	LINE ITEM TRANSFER	SH
2020 021-621-340 SHOP SUPPLIES & TO		07/08/2020	2000059	6,000.00	5,400.00	600.00-	LINE ITEM TRANSFER	MK
2020 021-621-441 GAS		07/08/2020	2000059	600.00	1,200.00	600.00	LINE ITEM TRANSFER	MK
2020 021-621-451 REPAIR & MAINT.-MA		01/23/2020	200023	30,000.00	50,000.00	20,000.00	LINE ITEM TRANSFER	SH
2020 021-621-461 MACHINERY RENTAL		08/05/2020	200069	20,100.00	69,596.00	49,496.00	LINE ITEM TRANSFER	MK
2020 021-621-461 MACHINERY RENTAL		09/16/2020	200101	20,100.00	15,100.00	5,000.00-	LINE ITEM TRANSFER	MK
2020 021-621-495 MISCELLANEOUS EXPE		08/05/2020	200069	150,342.00	13,100.00	137,242.00-	LINE ITEM TRANSFER	MK
2020 021-621-571 EQUIPMENT PURCHASE		10/17/2019	200006	50,000.00	170,970.00	120,970.00	INCREASE REVENUE & EXPENSE	MK
EXPENDITURES - R & B PCT.1		08/05/2020	200069	170,970.00	159,874.00	11,096.00-	LINE ITEM TRANSFER	MK
			TOTAL AMENDMENTS	12	TOTAL CHANGES	120,970.00		
2020 022-622-335 ROAD & BRIDGE MATE		10/10/2019	200005	1,276,523.00	1,269,523.00	7,000.00-	LINE ITEM TRANSFER	MK
2020 022-622-335 ROAD & BRIDGE MATE		06/24/2020	200056	1,269,523.00	1,354,523.00	85,000.00	LINE ITEM TRANSFER	MK
2020 022-622-461 MACHINERY RENTAL		10/10/2019	200056	7,000.00	7,000.00	0.00	LINE ITEM TRANSFER	MK
2020 022-622-800 CONTINGENCY		06/24/2020	200056	185,000.00	100,000.00	85,000.00-	LINE ITEM TRANSFER	MK
EXPENDITURES - R & B PCT.2			TOTAL AMENDMENTS	4	TOTAL CHANGES	.00		
2020 023-370-100 ROAD DAMAGE PAYMEN		04/17/2020	200037	1.00	15,600.00-	15,600.00-	INCREASE REV & EXP - R&B#3	MK
			TOTAL AMENDMENTS	1	TOTAL CHANGES	15,600.00-		
2020 023-371-100 OTHER MISC. REVENU		02/19/2020	200028	1.00	4,225.44-	4,225.44-	INCREASE REV AND EXP INSURA	SH
			TOTAL AMENDMENTS	1	TOTAL CHANGES	4,225.44-		
2020 023-623-103 SALARIES - EMPLOYE		05/14/2020	200045	257,454.35	244,155.81	13,298.54-	LINE ITEM TRANSFER	MK
2020 023-623-103 SALARIES - EMPLOYE		08/05/2020	200070	244,155.81	232,155.81	12,000.00-	LINE ITEM TRANSFER	MK
2020 023-623-107 SALARIES-EXTRA HEL		08/05/2020	200070	35,000.00	46,500.00	11,500.00	LINE ITEM TRANSFER	MK
2020 023-623-110 SALARIES - COMP TI		05/14/2020	200045	13,298.54	13,298.54	0.00	LINE ITEM TRANSFER	MK
2020 023-623-110 SALARIES - COMP TI		08/05/2020	200070	13,298.54	6,100.00	6,100.00-	LINE ITEM TRANSFER	MK
2020 023-623-202 OFFICE SUPPLIES		08/05/2020	200071	69,601.68	64,001.68	5,600.00-	LINE ITEM TRANSFER	MK
2020 023-623-310 ROAD & BRIDGE MATE		10/02/2019	200003	857,232.00	807,232.00	50,000.00-	LINE ITEM TRANSFER	SH
2020 023-623-335 ROAD & BRIDGE MATE		01/23/2020	200021	807,232.00	807,107.29	124.71-	LINE ITEM TRANSFER	MK
2020 023-623-335 ROAD & BRIDGE MATE		04/17/2020	200037	807,107.29	822,707.29	15,600.00	INCREASE REV & EXP - R&B#3	MK
2020 023-623-335 ROAD & BRIDGE MATE		08/05/2020	200071	822,707.29	822,694.15	13.14-	LINE ITEM TRANSFER	MK
2020 023-623-335 ROAD & BRIDGE MATE		09/02/2020	200087	4,500.00	4,900.00	400.00	LINE ITEM TRANSFER	SH
2020 023-623-340 SHOP SUPPLIES & TO		09/02/2020	200087	4,500.00	4,100.00	400.00-	LINE ITEM TRANSFER	SH
2020 023-623-402 CONTRACT SERVICES		10/02/2019	2000024	3,500.00	53,500.00	50,000.00	BUDGEI CORRECTION	MK
2020 023-623-440 ELECTRICITY		02/05/2020	200024	17,755.00	16,755.00	1,000.00-	LINE ITEM TRANSFER	MK
2020 023-623-441 GAS		05/01/2020	200040	16,755.00	16,755.00	0.00	LINE ITEM TRANSFER	MK
2020 023-623-441 GAS		01/23/2020	200021	200.00	324.71	124.71	LINE ITEM TRANSFER	SH
2020 023-623-441 GAS		02/05/2020	200024	569.71	619.71	50.00	LINE ITEM TRANSFER	MK
2020 023-623-441 GAS		05/01/2020	200040	569.71	619.71	50.00	LINE ITEM TRANSFER	MK
2020 023-623-451 REPAIR & MAINT-MAC		02/19/2020	200028	70,000.00	74,225.44	4,225.44	INCREASE REV AND EXP INSURA	SH

ACCOUNT NUMBER	ACCOUNT NAME	DATE	AMDMT NUMBER	OLD BUDGET AMOUNT	AMENDED BUDGET AMOUNT	AMOUNT OF CHANGE	DESCRIPTION	CLK
2020 023-623-495	MISCELLANEOUS EXPE	09/16/2020	200103	5,000.00	4,956.81	43.19-	LINE ITEM TRANSFER	MK
2020 023-623-588	INTEREST ON DEBT P	09/16/2020	200103	15,442.00	15,485.19	43.19	LINE ITEM TRANSFER	MK
EXPENDITURES - R	FB PCT.3		TOTAL AMENDMENTS	22	TOTAL CHANGES	19,825.44		
2020 024-364-100	SALE OF PROPERTY	12/26/2019	200018	1.00	30,000.00-	30,000.00-	INCREASE REV & EXP - SALE O	MK
			TOTAL AMENDMENTS	1	TOTAL CHANGES	30,000.00-		
2020 024-624-103	SALARIES - EMPLOYEE	08/05/2020	200071	257,454.35	255,454.35	2,000.00-	LINE ITEM TRANSFER	MK
2020 024-624-107	SALARIES-EXTRA HEL	07/08/2020	200060	25,000.00	32,500.00	7,500.00	LINE ITEM TRANSFER	MK
2020 024-624-107	SALARIES-EXTRA HEL	09/16/2020	200106	32,500.00	34,500.00	2,000.00	LINE ITEM TRANSFER	MK
2020 024-624-110	SALARIES - COMP II	07/08/2020	200060	1,000.00	3,000.00	2,000.00	LINE ITEM TRANSFER	MK
2020 024-624-110	SALARIES - COMP II	08/05/2020	200071	1,000.00	3,000.00	2,000.00	LINE ITEM TRANSFER	MK
2020 024-624-202	GROUP INSURANCE	07/08/2020	200060	69,601.68	64,101.68	5,500.00-	LINE ITEM TRANSFER	MK
2020 024-624-202	GROUP INSURANCE	09/16/2020	200106	51,101.68	52,500.00	1,400.00-	LINE ITEM TRANSFER	MK
2020 024-624-330	FUEL & LUBRICANTS	07/08/2020	200061	52,500.00	47,500.00	5,000.00-	LINE ITEM TRANSFER	MK
2020 024-624-330	FUEL & LUBRICANTS	09/16/2020	200106	52,500.00	52,500.00	0.00	LINE ITEM TRANSFER	MK
2020 024-624-335	ROAD & BRIDGE MATE	12/11/2019	200018	737,779.00	737,779.00	0.00	LINE ITEM TRANSFER	MK
2020 024-624-335	ROAD & BRIDGE MATE	04/03/2020	200035	767,779.00	766,779.00	1,000.00-	LINE ITEM TRANSFER	MK
2020 024-624-335	ROAD & BRIDGE MATE	05/01/2020	200041	767,779.00	744,779.00	23,000.00-	LINE ITEM TRANSFER	MK
2020 024-624-335	ROAD & BRIDGE MATE	09/02/2020	200084	741,779.00	732,779.00	9,000.00-	LINE ITEM TRANSFER	MK
2020 024-624-335	ROAD & BRIDGE MATE	09/16/2020	200104	732,779.00	705,779.00	27,000.00-	LINE ITEM TRANSFER	MK
2020 024-624-335	ROAD & BRIDGE MATE	04/03/2020	200035	4,250.00	7,250.00	3,000.00	LINE ITEM TRANSFER	MK
2020 024-624-340	SHOP SUPPLIES & TO	07/08/2020	200061	69,000.00	74,000.00	5,000.00	LINE ITEM TRANSFER	MK
2020 024-624-451	REPAIR & MAINT/MAC	09/16/2020	200084	60,000.00	69,000.00	9,000.00	LINE ITEM TRANSFER	MK
2020 024-624-451	REPAIR & MAINT/MAC	09/16/2020	200105	69,000.00	74,000.00	5,000.00	LINE ITEM TRANSFER	MK
2020 024-624-571	EQUIPMENT PURCHASE	11/27/2019	200011	200,000.00	200,000.00	0.00	LINE ITEM TRANSFER	MK
2020 024-624-571	EQUIPMENT PURCHASE	12/11/2019	200014	230,000.00	230,000.00	0.00	LINE ITEM TRANSFER	MK
2020 024-624-571	EQUIPMENT PURCHASE	05/01/2020	200041	255,000.00	255,000.00	0.00	LINE ITEM TRANSFER	MK
2020 024-624-571	EQUIPMENT PURCHASE	09/16/2020	200104	255,000.00	282,000.00	27,000.00	LINE ITEM TRANSFER	MK
2020 024-624-800	EQUIPMENT PURCHASE	11/27/2019	200011	200,000.00	200,000.00	0.00	LINE ITEM TRANSFER	MK
EXPENDITURES - PCT.4	CONTINGENCY		TOTAL AMENDMENTS	24	TOTAL CHANGES	30,000.00-		
2020 036-364-100	SALE OF PROPERTY	08/05/2020	200073	1.00	600.00-	600.00-	TO INCREASE REV & EXP	MK
			TOTAL AMENDMENTS	1	TOTAL CHANGES	600.00-		
2020 036-476-103	SALARIES - EMPLOYEE	05/01/2020	200042	25,826.00	24,826.00	1,000.00-	LINE ITEM TRANSFER	MK
2020 036-476-495	MISC. EXPENDITURES	05/01/2020	200042	1,000.00	1,000.00	0.00	LINE ITEM TRANSFER	MK
2020 036-476-495	MISC. EXPENDITURES	08/05/2020	200073	1,000.00	1,600.00	600.00	TO INCREASE REV & EXP	MK
EXPENDITURES - DA FOREF II			TOTAL AMENDMENTS	3	TOTAL CHANGES	600.00		
2020 042-650-310	OFFICE SUPPLIES	05/01/2020	200043	2,000.00	1,960.00	40.00-	LINE ITEM TRANSFER	MK
2020 042-650-495	MISCELLANEOUS	05/01/2020	200043	50.00	90.00	40.00	LINE ITEM TRANSFER	MK
EXPENDITURES - LIBRARY			TOTAL AMENDMENTS	2	TOTAL CHANGES	.00		
2020 057-403-407	MICROFILMING	12/23/2019	200016	200,000.00	150,000.00	50,000.00-	LINE ITEM TRANSFER	MK
2020 057-403-462	OFFICE EQUIPMENT	12/23/2019	200016	2,000.00	50,000.00	50,000.00-	LINE ITEM TRANSFER	MK
EXPENDITURES - COUNTY CLERK			TOTAL AMENDMENTS	2	TOTAL CHANGES	.00		
2020 085-319-000	PENALTY/INTEREST	06/10/2020	200051	10,000.00-	10,020.00-	20.00-	INCREASE REV & EXP - DEBT S	MK
			TOTAL AMENDMENTS	1	TOTAL CHANGES	20.00-		
2020 085-680-690	DEBT SERVICE FEES	06/10/2020	200051	1.00	20.00	20.00	INCREASE REV & EXP - DEBT S	MK
EXPENDITURES - DEBT SERVICE			TOTAL AMENDMENTS	1	TOTAL CHANGES	20.00		

ACCOUNT NUMBER	ACCOUNT NAME	DATE	AMDMT NUMBER	OLD BUDGET AMOUNT	AMENDED BUDGET AMOUNT	AMOUNT OF CHANGE	DESCRIPTION	CLK
2020 131-333-109	VINE	03/05/2020	200029	1,000.00	18,618.88	18,618.88	INCREASE REV & EXP - VINE G	MK
				TOTAL AMENDMENTS	1,000.00	18,618.88		
2020 131-512-310	OFFICE SUPPLIES -	12/23/2019	200017	10,363.00	9,097.05	1,285.95	LINE ITEM TRANSFER	MK
2020 131-512-310	OFFICE SUPPLIES -	03/18/2020	200033	9,097.05	9,597.05	500.00	LINE ITEM TRANSFER	MK
2020 131-512-310	OFFICE SUPPLIES -	06/24/2020	200057	9,597.05	9,497.05	100.00	LINE ITEM TRANSFER	MK
2020 131-512-312	OFFICE SUPPLIES -	10/02/2019	200094	2,000.00	7,000.00	5,000.00	BUDGET CORRECTION	MK
2020 131-512-333	INMATE FOOD	08/19/2020	200076	140,000.00	150,000.00	10,000.00	LINE ITEM TRANSFER	SH
2020 131-512-333	INMATE FOOD	09/16/2020	200107	150,000.00	156,000.00	6,000.00	LINE ITEM TRANSFER	MK
2020 131-512-333	INMATE FOOD	04/03/2020	200036	2,000.00	1,190.00	810.00	LINE ITEM TRANSFER	MK
2020 131-512-334	OTHER JAIL SUPPLIE	07/08/2020	200082	1,190.00	950.24	239.76	LINE ITEM TRANSFER	MK
2020 131-512-339	UNIFORMS	11/27/2019	200012	5,500.00	13,500.00	8,000.00	LINE ITEM TRANSFER	MK
2020 131-512-339	UNIFORMS	03/05/2020	200031	13,500.00	11,845.81	1,654.19	LINE ITEM TRANSFER	MK
2020 131-512-339	UNIFORMS	03/18/2020	200033	13,500.00	11,545.81	2,000.00	LINE ITEM TRANSFER	MK
2020 131-512-339	UNIFORMS	04/14/2020	200038	11,845.81	11,457.81	388.00	LINE ITEM TRANSFER	MK
2020 131-512-339	UNIFORMS	05/14/2020	200046	11,457.81	11,357.06	100.00	LINE ITEM TRANSFER	MK
2020 131-512-402	CONTRACT SERVICES	11/27/2019	200012	250,000.00	242,000.00	8,000.00	LINE ITEM TRANSFER	MK
2020 131-512-402	CONTRACT SERVICES	07/22/2020	200063	242,000.00	309,088.89	67,088.89	LINE ITEM TRANSFER	MK
2020 131-512-418	INMATE MEDICAL EXP	08/19/2020	200076	85,000.00	132,911.11	47,911.11	LINE ITEM TRANSFER	SH
2020 131-512-450	REPAIR & MAINT. BI	09/16/2020	200107	75,000.00	69,000.00	6,000.00	LINE ITEM TRANSFER	MK
2020 131-512-495	MISCELLANEOUS	03/03/2020	200031	800.00	2,390.00	1,590.00	LINE ITEM TRANSFER	MK
2020 131-512-495	MISCELLANEOUS	03/18/2020	200033	2,390.00	2,954.19	564.19	LINE ITEM TRANSFER	MK
2020 131-512-495	MISCELLANEOUS	04/03/2020	200036	2,954.19	3,764.19	810.00	LINE ITEM TRANSFER	MK
2020 131-512-495	MISCELLANEOUS	04/17/2020	200038	3,764.19	4,064.19	300.00	LINE ITEM TRANSFER	MK
2020 131-512-495	MISCELLANEOUS	05/14/2020	200046	4,064.19	4,152.94	88.75	LINE ITEM TRANSFER	MK
2020 131-512-495	MISCELLANEOUS	06/24/2020	200057	4,152.94	4,352.94	200.00	LINE ITEM TRANSFER	MK
2020 131-512-572	OFFICE EQUIPMENT	07/08/2020	200062	4,352.94	4,592.70	239.76	LINE ITEM TRANSFER	MK
2020 131-512-572	OFFICE EQUIPMENT	12/23/2019	200017	4,592.70	2,035.95	2,556.75	LINE ITEM TRANSFER	MK
				TOTAL AMENDMENTS	27	5,000.00		
2020 131-513-457	MAINT. & SERVICE	03/05/2020	200029	1,000.00	18,618.88	18,618.88	INCREASE REV & EXP - VINE G	MK
				TOTAL AMENDMENTS	1,000.00	18,618.88		
2020 132-352-400	GRANT PROCEEDS	02/05/2020	200025	1,000.00	73,000.00	73,000.00	INCREASE REV & EXP - SO GRA	MK
				TOTAL AMENDMENTS	1,000.00	73,000.00		
2020 132-367-000	GENERAL DONATION V	02/19/2020	200027	1,000.00	2,000.00	1,000.00	INCREASE REV AND EXP FOR AM	SH
				TOTAL AMENDMENTS	1,000.00	2,000.00		
2020 132-560-103	SALARIES - EMPLOYE	08/05/2020	200072	1,398,720.86	1,358,695.86	40,025.00	LINE ITEM TRANSFER	MK
2020 132-560-110	SALARIES - COMP TI	08/05/2020	200072	100,000.00	140,025.00	40,025.00	LINE ITEM TRANSFER	MK
2020 132-560-337	LAW ENFORCEMENT SU	02/19/2020	200032	14,500.00	16,300.00	1,800.00	INCREASE REV AND EXP FOR AM	SH
2020 132-560-427	TRAINING	03/05/2020	200032	5,000.00	7,500.00	2,500.00	LINE ITEM TRANSFER	MK
2020 132-560-428	TRAVEL	03/05/2020	200032	5,000.00	2,500.00	2,500.00	LINE ITEM TRANSFER	MK
2020 132-560-574	GRANT EQUIPMENT	02/05/2020	200025	6,000.00	73,000.00	73,000.00	INCREASE REV & EXP - SO GRA	MK
				TOTAL AMENDMENTS	6	75,000.00		
2020 147-333-100	HAVA GRANT FUNDS -	08/19/2020	200083	2,000.83	56,094.45	56,094.45	INCREASE REV AND EXP	SH
2020 147-333-101	HAVA GRANT FUNDS -	08/19/2020	200083	2,000.83	11,218.89	11,218.89	INCREASE REV AND EXP	SH
				TOTAL AMENDMENTS	2	67,313.34		
2020 147-404-103	SALARIES - CDC GUI	08/19/2020	200083	2,000.83	10,000.00	10,000.00	INCREASE REV AND EXP	SH
2020 147-404-310	SUPPLIES	08/19/2020	200083	2,000.83	50,000.00	50,000.00	INCREASE REV AND EXP	SH

ACCOUNT NUMBER	ACCOUNT NAME	DATE	AMDMT NUMBER	OLD BUDGET AMOUNT	AMENDED BUDGET AMOUNT	AMOUNT OF CHANGE	DESCRIPTION	CLK
2020 147-404-427	SECURITY AND TRAIN COMMUNICATIONS	08/19/2020	200083	.00	4,000.00	4,000.00	INCREASE REV AND EXP	SH
2020 147-404-430	HAVA CARES ACT	08/19/2020	200083	.00	3,313.34	3,313.34	INCREASE REV AND EXP	SH
EXPENDITURES - HAVA CARES ACT				TOTAL AMENDMENTS	4	7,323.34		
2020 541-344-104	DRUG TESTING	11/19/2019	200009	.00	21,000.00	21,000.00	LINE ITEM TRANS - ADULT BAI	MK
2020 541-344-105	GLOBAL POSITIONING	11/19/2019	200009	.00	21,000.00	21,000.00	LINE ITEM TRANS - ADULT BAI	MK
EXPENDITURES - GLOBAL POSITIONING				TOTAL AMENDMENTS	2	42,000.00		
2020 544-574-419	PROFESSIONAL FEES	11/19/2019	200010	.00	337.00	337.00	LINE ITEM TRANS - ADULT BAI	MK
2020 544-574-572	EQUIPMENT	11/19/2019	200010	.00	337.00	337.00	LINE ITEM TRANS - ADULT BAI	MK
EXPENDITURES - OFFENDER				TOTAL AMENDMENTS	2	674.00		
2020 545-435-103	EMPLOYEE SALARY	09/17/2020	200108	45,154.00	45,341.20	187.20	YEAR END BUDGET ADJUSTMENT	SH
EXPENDITURES - JUV LOCAL				TOTAL AMENDMENTS	1	187.20		
2020 546-582-103	SALARIES - EMPLOYEE	09/18/2020	200111	3,057.00	3,211.45	154.45	YEAR END BUDGET ADJUSTMENTS	SH
2020 546-582-201	SOCIAL SECURITY TA	09/18/2020	200111	233.86	1,248.72	1,014.86	YEAR END BUDGET ADJUSTMENTS	SH
2020 546-582-310	OFFICE SUPPLIES	07/17/2020	200063	4,500.00	5,700.00	1,200.00	LOCAL PROBATION ADJUSTMENT	MK
2020 546-582-420	TELEPHONE	07/17/2020	200063	3,150.00	3,250.00	100.00	LOCAL PROBATION ADJUSTMENT	MK
2020 546-582-484	RECOGNITION/INCENT	07/17/2020	200063	1,200.00	700.00	500.00	LOCAL PROBATION ADJUSTMENT	MK
2020 546-582-495	MISCELLANEOUS	07/17/2020	200063	1,600.00	800.00	800.00	LOCAL PROBATION ADJUSTMENT	MK
2020 546-582-572	OFFICE EQUIPMENT	09/18/2020	200111	16,000.00	14,830.69	1,169.31	YEAR END BUDGET ADJUSTMENTS	SH
EXPENDITURES - JUV LOCAL				TOTAL AMENDMENTS	7	45,341.20		
2020 546-587-333	OFFICE SUPPLIES	09/18/2020	200064	9,000.00	11,700.00	2,700.00	LOCAL RESIDENTIAL ADJUSTMENTS	MK
2020 546-587-333	RESIDENTIAL FOOD	09/18/2020	200064	29,000.00	29,339.14	339.14	YEAR END BUDGET ADJUSTMENTS	SH
2020 546-587-418	MEDICAL COSTS	07/17/2020	200064	1,200.00	1,500.00	300.00	LOCAL RESIDENTIAL ADJUSTMENT	MK
2020 546-587-441	GAS	07/18/2020	200064	4,500.00	500.00	500.00	LOCAL RESIDENTIAL ADJUSTMENT	MK
2020 546-587-495	MISCELLANEOUS	09/18/2020	200111	2,000.00	1,660.86	339.14	YEAR END BUDGET ADJUSTMENTS	SH
2020 546-587-572	OFFICE EQUIPMENT	07/17/2020	200064	28,000.00	24,950.00	3,050.00	LOCAL RESIDENTIAL ADJUSTMENT	MK
EXPENDITURES DETENTION LOCAL				TOTAL AMENDMENTS	6	45,341.20		
2020 547-333-110	STATE AID - JUV GR	06/04/2020	200047	320,994.00	350,036.00	29,042.00	INCREASE REV & EXP - JUV BA	MK
2020 547-333-110	STATE AID - JUV GR	09/21/2020	200001	350,036.00	351,053.48	1,017.48	REVENUE OFFSET	SH
2020 547-333-114	GRANT R - ALLOCATI	10/31/2019	200008	7,812.00	7,812.50	.50	JUVENILE BA #3	MK
2020 547-333-114	GRANT R - ALLOCATI	09/21/2020	200002	7,812.50	12,732.50	4,960.00	POST REVENUE OFFSET	SH
EXPENDITURES - TUCP PROBATION				TOTAL AMENDMENTS	4	35,019.98		
2020 547-581-102	SALARIES - CHIEF J	09/17/2020	200108	74,160.00	74,159.80	-.20	YEAR END BUDGET ADJUSTMENT	SH
2020 547-581-103	SALARIES - EMPLOYEE	09/17/2020	200108	39,986.00	39,983.92	-.08	YEAR END BUDGET ADJUSTMENT	SH
2020 547-581-201	SOCIAL SECURITY TA	09/17/2020	200108	8,732.17	8,682.27	49.90	YEAR END BUDGET ADJUSTMENT	SH
2020 547-581-202	GROUP INSURANCE	09/17/2020	200108	15,468.00	14,775.48	692.52	YEAR END BUDGET ADJUSTMENT	SH
2020 547-581-203	RETIREMENT CONTRIB	09/17/2020	200108	9,337.14	9,158.00	179.14	YEAR END BUDGET ADJUSTMENT	SH
2020 547-581-204	WORKERS COMPENSATI	09/17/2020	200108	7,221.35	182.17	5,402.22	YEAR END BUDGET ADJUSTMENT	SH
2020 547-581-206	UNEMPLOYMENT INSRV	09/17/2020	200108	353.85	300.07	53.78	YEAR END BUDGET ADJUSTMENT	SH
2020 547-581-412	NON RESIDENTIAL SRV	09/18/2019	200002	7,812.00	4,960.00	2,852.00	JUV GRANT R INCREASE	MK
2020 547-581-414	MH COUNSELING - R	10/31/2019	200004	7,812.00	7,812.50	.50	JUVENILE BA #3	MK
2020 547-581-432	PSYCHOLOGICAL -R A	06/04/2020	200047	4,500.00	4,500.00	.00	INCREASE REV & EXP - JUV BA	MK
2020 547-581-432	PSYCHOLOGICAL -R A	09/03/2020	200092	1,097.50	1,097.50	.00	BUDGET ADJUSTMENT DE-OB FUN	SH
2020 547-581-572	OFFICE EQUIPMENT	06/04/2020	200047	10,121.28	854.00	9,267.28	YEAR END BUDGET ADJUSTMENT	SH
2020 547-581-572	OFFICE EQUIPMENT	09/03/2020	200092	13,523.78	10,121.28	3,402.50	INCREASE REV & EXP - JUV BA	MK
2020 547-581-572	OFFICE EQUIPMENT	09/17/2020	200108	13,523.78	13,233.78	290.00	BUDGET ADJUSTMENT DE-OB FUN	SH
EXPENDITURES - TUCP PROBATION				TOTAL AMENDMENTS	15	17,532.44		

ACCOUNT NUMBER	ACCOUNT NAME	DATE	AMDMT NUMBER	OLD BUDGET AMOUNT	AMENDED BUDGET AMOUNT	AMOUNT OF CHANGE	DESCRIPTION	CLK
2020 547-587-103	SALARIES - EMPLOYEE	06/04/2020	200047	96,768.00	111,188.72	14,420.72	INCREASE REV & EXP - JUV BA	MK
2020 547-387-103	SALARIES - EMPLOYEE	09/17/2020	200108	111,188.72	4,849.28	4,849.28	YEAR END BUDGET ADJUSTMENT	SH
2020 547-587-411	RESIDENTIAL SERVIC	09/18/2019	200001	2000.00	1,017.48	1,017.48	JUV GRANT A INCREASE	MK
EXPENDITURES - TJCP PPA				TOTAL AMENDMENTS	3	TOTAL CHANGES		
2020 549-585-103	SALARY EMPLOYEE	09/17/2020	200108	26,000.00	26,012.86	12.86	YEAR END BUDGET ADJUSTMENT	SH
2020 549-585-413	MH SCREENING	09/17/2020	200108	3,000.00	3,000.00	0.00	YEAR END BUDGET ADJUSTMENT	SH
2020 549-585-414	MENTAL HEALTH COUN	12/26/2019	200019	8,551.00	5,555.00	2,996.00-	JUV BUDGET ADJUSTMENT	MK
2020 549-585-416	PSYCHO EVAL	12/26/2019	200019	2,000.00	2,996.00	2,996.00	JUV BUDGET ADJUSTMENT	MK
EXPENDITURES - COP PROBATION				TOTAL AMENDMENTS	4	TOTAL CHANGES		
2020 556-333-118	GRANT PROCEEDS	12/11/2019	200015	1.00	83,593.00-	83,593.00-	JUV BA #4	MK
TOTAL AMENDMENTS				1	TOTAL CHANGES			
2020 556-582-103	SALARIES - EMPLOYEE	09/17/2020	200015	24,319.00	24,319.00	0.00	YEAR END BUDGET ADJUSTMENT	MK
2020 556-582-103	SALARIES - EMPLOYEE	09/17/2020	200110	1,507.76	1,507.76	0.00	YEAR END BUDGET ADJUSTMENT	SH
2020 556-582-201	SOCIAL SECURITY	09/17/2020	200110	4,175.34	4,175.34	0.00	YEAR END BUDGET ADJUSTMENT	SH
2020 556-582-201	GROUP INSURANCE	09/17/2020	200110	1,527.12	1,527.12	0.00	YEAR END BUDGET ADJUSTMENT	SH
2020 556-582-203	RETIREMENT CONTRIB	09/17/2020	200110	239.43	239.43	0.00	YEAR END BUDGET ADJUSTMENT	SH
2020 556-582-204	WORKERS COMPENSATI	09/17/2020	200110	29.37	29.37	0.00	YEAR END BUDGET ADJUSTMENT	SH
2020 556-582-206	UNEMPLOYMENT INSUR	09/17/2020	200110	57,200.00	57,200.00	0.00	YEAR END BUDGET ADJUSTMENT	SH
2020 556-582-411	PROGRAM OR SERVICE	12/11/2019	200015	3,161.92-	3,161.92-	0.00	JUV BA #4	MK
2020 556-582-411	PROGRAM OR SERVICE	09/17/2020	200110	2,074.00	2,074.00	0.00	YEAR END BUDGET ADJUSTMENT	SH
2020 556-582-572	EQUIPMENT	12/11/2019	200015	10.00	83,593.00	83,593.00	JUV BA #4	MK
TOTAL AMENDMENTS				10	TOTAL CHANGES			
2020 558-435-103	SALARIES - EMPLOYEE	09/17/2020	200109	13,743.00	13,743.08	.08	YEAR END BUDGET ADJUSTMENT	SH
2020 558-435-201	SOCIAL SECURITY	09/17/2020	200109	1,051.34	1,051.19	0.15-	YEAR END BUDGET ADJUSTMENT	SH
2020 558-435-202	GROUP INSURANCE	09/17/2020	200109	30.00	30.00	0.00	YEAR END BUDGET ADJUSTMENT	SH
2020 558-435-203	RETIREMENT CONTRIB	09/17/2020	200109	1,124.18	1,102.64	21.54-	YEAR END BUDGET ADJUSTMENT	SH
2020 558-435-204	WORKERS COMPENSATI	09/17/2020	200109	39.28	34.16	5.12-	YEAR END BUDGET ADJUSTMENT	SH
2020 558-435-206	UNEMPLOYMENT INSUR	09/17/2020	200109	42.60	34.80	7.80-	YEAR END BUDGET ADJUSTMENT	SH
2020 558-435-413	NON RESIDENTIAL OP	09/17/2020	200109	1,918.7	1,726.53	191.47-	YEAR END BUDGET ADJUSTMENT	SH
EXPENDITURES - GRANT S				TOTAL AMENDMENTS	7	TOTAL CHANGES		
2020 567-435-311	POSTAGE	06/10/2020	200050	500.00	800.00	300.00	LINE ITEM TRANSFER	MK
2020 567-435-311	POSTAGE	08/19/2020	200074	800.00	300.00	500.00	LINE ITEM TRANSFER	SH
2020 567-435-330	FUEL & LUBRICANTS	09/02/2020	200085	9,900.00	8,900.00	1,000.00-	LINE ITEM TRANSFER	SH
2020 567-435-330	FUEL & LUBRICANTS	09/02/2020	200091	8,900.00	5,875.00	3,025.00-	LINE ITEM TRANSFER	SH
2020 567-435-427	TRAINING	08/19/2020	200074	3,200.00	2,700.00	500.00-	LINE ITEM TRANSFER	SH
2020 567-435-495	MTSC	01/23/2020	200022	100.00	51.78-	48.22	LINE ITEM TRANSFER	SH
2020 567-435-495	MTSC	09/02/2020	200085	48.22	148.22	100.00	LINE ITEM TRANSFER	SH
2020 567-435-571	EQUIPMENT PURCHASE	06/10/2020	200050	40,000.00	39,700.00	300.00-	LINE ITEM TRANSFER	MK
2020 567-435-572	OFFICE EQUIPMENT	01/23/2020	200022	1,500.00	1,551.78	51.78	LINE ITEM TRANSFER	SH
EXPENDITURES-ABATEMENT OFFICER				TOTAL AMENDMENTS	9	TOTAL CHANGES		
2020 567-700-010	TRANSFER TO GENERA	09/03/2020	200091	1.00	3,025.00	3,025.00	LINE ITEM TRANSFER	SH
TOTAL AMENDMENTS				1	TOTAL CHANGES			
2020 809-476-103	SALARIES - EMPLOYEE	02/05/2020	200026	5,000.00	5,000.00	0.00	INCREASE SALARY - DA PRETRI	MK
2020 809-476-103	SALARIES - EMPLOYEE	08/19/2020	200082	5,000.00	6,000.00	1,000.00	LINE ITEM TRANSFER	SH
2020 809-476-201	SOCIAL SECURITY TA	02/05/2020	200026	409.00	385.00	24.00-	INCREASE SALARY - DA PRETRI	MK
2020 809-476-203	RETIREMENT	02/05/2020	200026	15.00	409.00	394.00	INCREASE SALARY - DA PRETRI	MK
2020 809-476-204	WORKERS COMPENSATI	02/05/2020	200026	0.00	15.00	15.00	INCREASE SALARY - DA PRETRI	MK
2020 809-476-206	UNEMPLOYMENT INSUR	02/05/2020	200026	0.00	16.00	16.00	INCREASE SALARY - DA PRETRI	MK

ACCOUNT NUMBER	ACCOUNT NAME	DATE	AMDMT NUMBER	OLD BUDGET AMOUNT	AMENDED BUDGET AMOUNT	AMOUNT OF CHANGE	DESCRIPTION	CLK
2020 809-476-427	TRAINING	02/05/2020	200026	40,000.00	34,175.00	5,825.00-	INCREASE SALARY - DA	PRETRI MK
2020 809-476-427	TRAINING	08/19/2020	200082	34,175.00	33,175.00	1,000.00-	LINE ITEM TRANSFER	SH
EXPENDITURES - PRETRIAL INTERV				TOTAL AMENDMENTS	8	TOTAL CHANGES	.00	
2020 815-352-400	GRANT PROCEEDS	06/10/2020	200052	1.00	445,907.00-	445,907.00-	INCREASE REV & EXP - COVID	MK
TOTAL AMENDMENTS				TOTAL AMENDMENTS	1	TOTAL CHANGES	445,907.00-	
2020 815-630-111	COVID - 19 PAYROLL	06/10/2020	200052	.00	50,000.00	50,000.00	INCREASE REV & EXP - COVID	MK
2020 815-630-111	COVID - 19 PAYROLL	06/12/2020	1	50,000.00	50,000.00-	50,000.00-	ACCOUNTS/H/B 815-630-103	SH
2020 815-630-332	PUBLIC HEALTH	06/10/2020	200052	.00	295,907.00	295,907.00	INCREASE REV & EXP - COVID	MK
2020 815-630-402	CONTRACT EXPENSE	06/10/2020	200052	.00	50,000.00	50,000.00	INCREASE REV & EXP - COVID	MK
2020 815-630-495	MISC/OTHER EXPENDI	06/10/2020	200052	.00	50,000.00	50,000.00	INCREASE REV & EXP - COVID	MK
EXPENDITURES - COVID - 19				TOTAL AMENDMENTS	5	TOTAL CHANGES	395,907.00	

TEXAS BANK AND TRUST

P.O. Box 3188 • Longview, Texas 75606 • 903-237-5500

MEMBER FDIC

EQUAL HOUSING LENDER

Return Service Requested

Date 8/31/20
 PRIMARY ACCOUNT
 ENCLOSURES

Page 1
 371



TXBT VAN ZANDT COUNTY
 FINANCIAL CLEARING
 121 E DALLAS RM 101
 CANTON TX 75103

CHECKING ACCOUNT

PUBLIC FUNDS CHECKING		NUMBER OF ENCLOSURES	371
ACCOUNT NUMBER	[REDACTED]	Statement Dates	8/03/20 thru 8/31/20
PREVIOUS BALANCE	769,602.47	DAYS IN STATEMENT PERIOD	29
33 DEPOSITS	2,470,961.51	AVERAGE LEDGER	1,227,776.42
369 CHECKS/DEBITS	2,127,801.29	AVERAGE COLLECTED	1,219,964.57
SERVICE CHARGE	.00		
INTEREST PAID	.00		
CURRENT BALANCE	1,112,762.69		

DEPOSITS AND OTHER CREDITS

Date	Description	Amount
8/03	INV-PAYMTS COMP JUDICIARY CTX	540.00
8/03	INV-PAYMTS JUVENILE JUSTICE CTX	38,786.58
8/03	DEPOSIT	5,272.64
8/04	WIRE TRANSFER CREDIT VAN ZANDT COUNTY FINANCIAL CLEARING FUND ATTN KENNY EDWARDS 121 E DALLAS ST STE 101 FEDERATED SERVICES COMPANY FEDERATED INVESTORS TOWER PITTSBURGH PA 152223 20200804A1Q002CC001739 20200804MMQFMPJR000022 08041108FT03	1,000,000.00
8/04	INV-PAYMTS JUVENILE JUSTICE CTX	12,397.00
8/04	DEPOSIT	16,530.80
8/05	PAY VZ CO APPRAISAL PPD	21,690.83
8/05	PAY VZ CO APPRAISAL PPD	153,698.49
8/06	DEPOSIT	83,069.60
8/07	INV-PAYMTS HEALTH HUMAN SVC CTX	18.00

012206



TXBT-021-012140-001-020-200901 012206 X05
 75103149626



Date 8/31/20
 PRIMARY ACCOUNT
 ENCLOSURES

Page 2
 [REDACTED]
 371

VAN ZANDT COUNTY
 FINANCIAL CLEARING
 121 E DALLAS RM 101
 CANTON TX 75103

PUBLIC FUNDS CHECKING [REDACTED] (Continued)

DEPOSITS AND OTHER CREDITS		
Date	Description	Amount
8/07	ACH Pmt RENE' BATES AUCT CCD 5257982099	3,700.93
8/10	INV-PAYMTS FAMILY PROTCT SV CTX	10,378.00
8/10	INV-PAYMTS FAMILY PROTCT SV CTX	10,511.34
8/10	DEPOSIT	32,978.65
8/11	INV-PAYMTS FAMILY PROTCT SV CTX	35.13
8/11	INV-PAYMTS FAMILY PROTCT SV CTX	1,266.45
8/11	DEPOSIT	11,854.40
8/12	DEPOSIT	57,734.38
8/13	INV-PAYMTS OFC COURT ADMIN CTX	13,652.25
8/13	DEPOSIT	7,847.30
8/17	DEPOSIT	111,970.33
8/18	DEPOSIT	1,601.45
8/19	DEPOSIT	125,613.64
8/20	DEPOSIT	80,683.33
8/21	INV-PAYMTS COMP JUDICIARY CTX	680.00
8/25	DEPOSIT	18,371.73
8/26	INV-PAYMTS JUVENILE JUSTICE CTX	6,849.65
8/26	DEPOSIT	61,312.14
8/27	INV-PAYMTS COMP JUDICIARY CTX	5,050.00
8/27	DEPOSIT	16,351.75
8/28	WIRE TRANSFER CREDIT VAN ZANDT COUNTY FINANCIAL CLEARING FUND ATTN KENNY EDWARDS 121 E DALLAS ST STE 101 FEDERATED SERVICES COMPANY FEDERATED INVESTORS TOWER PITTSBURGH PA 152223 20200828A1Q002CC000872 20200828MMQFMPJR000015	500,000.00

TXBT-021-012140-001-020-200901 012206 X05

VAN ZANDT COUNTY
FINANCIAL CLEARING
121 E DALLAS RM 101
CANTON TX 75103

PUBLIC FUNDS CHECKING

(Continued)

DEPOSITS AND OTHER CREDITS		
Date	Description	Amount
	08280842FT03	
8/28	DEPOSIT	6,503.07
8/31	DEPOSIT	54,011.65

WITHDRAWALS AND OTHER DEBITS		
Date	Description	Amount
8/03	INSURANCE AFLAC CCD 0XH48620215	7,009.86-
8/05	Transf to Payroll clearing payroll 8/7/2020 Confirmation number 805200053	224,233.22-
8/06	PAYMENTS NATIONWIDE PPD	2,925.00-
8/06	USATAXPYMT IRS CCD 220061933430437	63,873.11-
8/07	PAYMENT VISA \WEB	740.51-
8/10	CHILDSUPP Texas SDU CCD 202200001676697	621.08-
8/11	Transf to Debt Services Debt service Transfer Confirmation number 811200015	12,010.05-
8/17	Transf to Jury Clearing Jury Check Confirmation number 817200078	40.00-
8/17	RECEIVABLE TEXAS COUNTY DRS CCD 0333	98,623.05-
8/19	REF: VAN ZANDT COUNTY CSCD 023 WIRE TRANSFER DEBIT TDCJ	4,853.87-
8/20	Transf to Payroll Clearing Payroll 8/21/2020 Confirmation number 820200019	224,707.90-
8/21	PAYMENT VISA \WEB	371.48-
8/21	PAYMENTS NATIONWIDE PPD	2,925.00-



Date 8/31/20
 PRIMARY ACCOUNT
 ENCLOSURES

Page 4
 [REDACTED]
 371

VAN ZANDT COUNTY
 FINANCIAL CLEARING
 121 E DALLAS RM 101
 CANTON TX 75103

PUBLIC FUNDS CHECKING

[REDACTED] (Continued)

WITHDRAWALS AND OTHER DEBITS

Date	Description	Amount
8/21	USATAXPYMT IRS CCD 220063421019786	63,586.65-

CHECKS IN NUMERICAL ORDER

Date	Check No	Amount	Date	Check No	Amount
8/04	71153	600.53	8/07	71600	245.00
8/12	71222*	3,465.00	8/03	71601	529.17
8/28	71269*	93.50	8/03	71605*	200.00
8/03	71417*	360.00	8/06	71612*	350.00
8/03	71422*	600.53	8/07	71615*	253.49
8/04	71426*	600.53	8/04	71617*	1,782.78
8/03	71457*	600.53	8/03	71620*	150.00
8/07	71469*	13.00	8/07	71624*	20.00
8/03	71501*	86.24	8/03	71625	1,800.00
8/04	71515*	7.50	8/03	71641*	1,186.78
8/03	71524*	1,254.00	8/03	71648*	76.41
8/03	71529*	177.16	8/04	71650*	38.95
8/11	71531*	800.00	8/03	71651	90.00
8/04	71533*	1,710.00	8/03	71653*	83.64
8/04	71534	2,581.25	8/07	71655*	43.12
8/06	71535	78.99	8/05	71656	530.00
8/04	71541*	365.00	8/10	71657	6,058.89
8/03	71542	275.24	8/03	71658	166.10
8/04	71548*	86.40	8/04	71661*	19.46
8/17	71551*	122.47	8/05	71662	241.67
8/14	71552	1,052.02	8/03	71663	900.00
8/19	71555*	31.00	8/03	71664	372.00
8/07	71566*	140.00	8/03	71666*	955.04
8/05	71577*	2,600.07	8/10	71667	5,433.89
8/03	71580*	2,180.50	8/05	71668	122,451.24
8/03	71581	90.68	8/07	71669	30.10
8/03	71584*	111.35	8/07	71670	417.87
8/05	71585	260.00	8/07	71671	1,932.13
8/04	71588*	355.00	8/05	71673*	1,376.84
8/18	71593*	99.00	8/05	71675*	26,728.60
8/04	71597*	500.00	8/05	71676	53,847.63
8/04	71599*	243.00	8/05	71677	10,153.59

* Indicates break in check number sequence

TXBT-021-012140-001-020-200901 012206 X05

VAN ZANDT COUNTY
 FINANCIAL CLEARING
 121 E DALLAS RM 101
 CANTON TX 75103

PUBLIC FUNDS CHECKING

(Continued)

CHECKS IN NUMERICAL ORDER					
Date	check No	Amount	Date	check No	Amount
8/11	71678	231.76	8/17	71720*	50.00
8/11	71679	104.42	8/11	71721	88.02
8/14	71680	149.83	8/10	71722	639.30
8/10	71681	90.37	8/12	71723	64.99
8/07	71682	58.70	8/11	71724	1,507.50
8/11	71683	1,185.53	8/11	71725	380.00
8/11	71684	1,354.74	8/11	71726	215.43
8/11	71685	38.95	8/10	71727	93.49
8/24	71686	1,250.00	8/11	71728	961.00
8/12	71687	1,190.00	8/11	71729	424.84
8/11	71688	417.50	8/10	71730	30.00
8/13	71689	350.00	8/11	71731	1,045.00
8/14	71690	152.00	8/10	71732	234.78
8/19	71691	474.00	8/11	71733	675.00
8/12	71692	67.78	8/12	71734	4,188.20
8/12	71693	105.00	8/13	71735	482.64
8/20	71694	1,355.20	8/12	71736	1,800.00
8/11	71695	600.53	8/10	71737	98.55
8/10	71697*	255.78	8/11	71738	67.00
8/14	71698	18.49	8/11	71739	296.00
8/12	71699	499.00	8/11	71740	8,328.00
8/11	71700	516.46	8/11	71741	48.54
8/14	71701	107.28	8/11	71742	500.00
8/11	71702	239.22	8/11	71743	7,671.00
8/10	71703	60.00	8/13	71744	600.53
8/11	71704	1,780.00	8/13	71745	35.40
8/11	71705	430.00	8/25	71746	600.53
8/17	71706	4,900.00	8/11	71747	192.00
8/31	71707	178.84	8/14	71749*	687.41
8/13	71708	192.00	8/25	71750	1,100.00
8/14	71709	570.00	8/11	71751	7,657.65
8/17	71710	200.00	8/06	71752	466.35
8/13	71711	5,569.63	8/12	71753	275.50
8/24	71712	190.77	8/05	71754	105.00
8/28	71714*	1,206.06	8/12	71755	244.70
8/12	71715	2,316.00	8/19	71756	239.95
8/11	71716	1,700.00	8/10	71757	327.72
8/14	71717	4,000.00	8/10	71758	1,680.00
8/13	71718	3,085.18	8/13	71761*	750.00

* Indicates break in check number sequence



Date 8/31/20
 PRIMARY ACCOUNT
 ENCLOSURES

Page 6
 [REDACTED]
 371

VAN ZANDT COUNTY
 FINANCIAL CLEARING
 121 E DALLAS RM 101
 CANTON TX 75103

PUBLIC FUNDS CHECKING

[REDACTED] (Continued)

CHECKS IN NUMERICAL ORDER

Date	Check No	Amount	Date	Check No	Amount
8/19	71762	15.00	8/12	71802*	1,199.95
8/10	71763	1,250.21	8/14	71803	508.64
8/26	71764	1,616.31	8/17	71804	20.85
8/11	71765	500.00	8/12	71805	620.58
8/05	71766	182.15	8/12	71806	49.95
8/11	71767	711.57	8/11	71807	35.48
8/28	71768	99.00	8/11	71808	127.72
8/13	71769	219.60	8/12	71809	273.12
8/13	71770	153,412.46	8/13	71810	43.87
8/27	71771	91.00	8/12	71811	150.00
8/11	71772	469.80	8/25	71812	43.84
8/18	71773	600.00	8/14	71813	1,149.00
8/11	71774	306.66	8/24	71814	64.74
8/18	71775	453.23	8/12	71815	74.90
8/13	71776	6,000.00	8/13	71816	34.87
8/14	71777	792.53	8/14	71817	757.00
8/10	71778	236.60	8/14	71818	839.79
8/12	71779	94.27	8/13	71819	50.00
8/11	71780	69.69	8/11	71820	4,960.00
8/20	71781	933.06	8/12	71822*	250.00
8/12	71782	979.70	8/17	71823	189.63
8/13	71783	600.53	8/27	71824	459.76
8/11	71784	50.72	8/13	71825	909.00
8/12	71785	150.65	8/13	71826	50.00
8/18	71786	220.80	8/17	71827	199.13
8/17	71787	112,789.20	8/10	71828	3,210.00
8/11	71788	7,416.98	8/13	71829	707.54
8/14	71789	779.00	8/24	71830	105.00
8/18	71790	55.00	8/13	71831	225.60
8/06	71791	60,276.88	8/17	71832	3,750.00
8/14	71792	504.59	8/11	71834*	86.36
8/12	71793	94.81	8/11	71835	1,055.04
8/19	71794	79.85	8/12	71836	650.19
8/11	71795	3,798.00	8/20	71837	92.74
8/12	71796	571.08	8/20	71838	9,998.94
8/12	71797	58.53	8/21	71839	367.23
8/14	71798	199.54	8/24	71840	1,610.81
8/13	71799	688.45	8/18	71841	309.00
8/14	71800	218.69	8/20	71842	21.25

* Indicates break in check number sequence

TXBT-021-012140-001-020-200901 012206 X05

VAN ZANDT COUNTY
FINANCIAL CLEARING
121 E DALLAS RM 101
CANTON TX 75103

PUBLIC FUNDS CHECKING

[REDACTED] (Continued)

CHECKS IN NUMERICAL ORDER					
Date	Check No	Amount	Date	Check No	Amount
8/18	71843	151.96	8/31	71888	693.00
8/20	71844	31.39	8/24	71889	60.00
8/26	71845	1,925.00	8/25	71890	650.00
8/31	71846	91.22	8/28	71891	5,991.44
8/24	71847	477.15	8/25	71892	150.00
8/26	71848	21.27	8/25	71893	7,658.44
8/25	71849	2,204.70	8/25	71894	99.82
8/31	71850	850.00	8/25	71895	228.35
8/25	71851	1,840.00	8/25	71896	101.63
8/24	71852	3,147.63	8/25	71897	295.70
8/31	71853	235.00	8/25	71898	44.49
8/25	71854	283.80	8/27	71899	400.00
8/25	71855	175.00	8/25	71900	1,208.68
8/21	71857*	9.50	8/25	71901	6,501.00
8/25	71858	71,015.88	8/26	71902	35,000.00
8/24	71861*	255.78	8/25	71903	1,250.00
8/28	71862	574.60	8/26	71904	75.38
8/26	71864*	678.00	8/25	71905	723.96
8/27	71865	250.00	8/26	71907*	102.51
8/25	71866	423.21	8/25	71908	15,854.00
8/27	71867	787.38	8/25	71909	35.00
8/26	71868	179.93	8/28	71910	30.00
8/28	71869	2,602.18	8/25	71911	234.00
8/26	71871*	275.00	8/25	71912	4,472.00
8/28	71872	201.43	8/31	71913	3,475.25
8/26	71873	381.95	8/25	71914	29.59
8/31	71874	907.16	8/25	71915	24.80
8/25	71876*	1,370.36	8/25	71916	2,764.33
8/24	71877	102,767.50	8/20	71917	131.26
8/25	71878	500.00	8/31	71918	324.00
8/26	71879	869.90	8/31	71919	334.46
8/27	71880	1,610.00	8/26	71920	224.42
8/26	71881	7,034.93	8/25	71923*	704.87
8/25	71882	107.00	8/24	71924	415.92
8/28	71883	1,688.30	8/24	71925	3,150.00
8/25	71884	750.00	8/25	71926	3,730.00
8/28	71885	590.00	8/31	71927	1,250.00
8/25	71886	1,079.66	8/25	71928	1,055.00
8/25	71887	2,000.00	8/21	71929	2,000.00

* Indicates break in check number sequence



Date 8/31/20
 PRIMARY ACCOUNT
 ENCLOSURES

Page 8
 [REDACTED]
 371

VAN ZANDT COUNTY
 FINANCIAL CLEARING
 121 E DALLAS RM 101
 CANTON TX 75103

PUBLIC FUNDS CHECKING

[REDACTED] (Continued)

CHECKS IN NUMERICAL ORDER

Date	Check No	Amount	Date	Check No	Amount
8/26	71930	165.00	8/27	71963	200.43
8/24	71932*	1,778.71	8/27	71964	359.70
8/31	71934*	216.72	8/31	71965	76.41
8/25	71935	1,825.00	8/20	71966	59,459.19
8/19	71936	83.00	8/31	71968*	190.00
8/25	71937	150.00	8/27	71969	90.00
8/27	71938	300.00	8/27	71970	49.95
8/28	71939	200.00	8/24	71971	43.12
8/25	71940	133,710.70	8/25	71972	1,030.00
8/27	71941	18.00	8/26	71973	300.00
8/25	71942	1,227.60	8/27	71974	150.00
8/28	71943	774.18	8/21	71977*	21.17
8/25	71944	100.00	8/27	71978	844.00
8/25	71945	202.42	8/26	71979	979.74
8/26	71946	210.00	8/26	71980	1,615.00
8/25	71947	55.06	8/25	71981	993.04
8/26	71949*	612.43	8/31	71982	520.99
8/27	71950	140.38	8/27	71983	399.88
8/26	71951	105.84	8/31	71984	145.47
8/26	71952	79.62	8/31	71985	372.00
8/26	71953	2,719.67	8/26	71986	86.64
8/28	71955*	3,942.00	8/25	71987	955.04
8/24	71956	693.00	8/25	71988	500.00
8/24	71957	50.19	8/31	71989	67.98
8/25	71958	16.33	8/27	71990	108,665.20
8/31	71959	2,632.48	8/31	71992*	288.58
8/25	71960	164.98	8/27	71994*	24,630.55
8/25	71961	5,793.06	8/28	72000*	155.33
8/25	71962	13,422.08			

* Indicates break in check number sequence

DAILY BALANCE INFORMATION

Date	Balance	Date	Balance	Date	Balance
8/03	794,946.46	8/10	1,536,134.78	8/17	1,242,629.52
8/04	1,814,983.86	8/11	1,478,236.60	8/18	1,242,341.98
8/05	1,547,663.17	8/12	1,516,537.08	8/19	1,362,178.95
8/06	1,502,762.44	8/13	1,364,029.33	8/20	1,146,131.35
8/07	1,502,587.45	8/14	1,351,543.52	8/21	1,077,530.32

TXBT-021-012140-001-020-200901 012206 X05

Date 8/31/20
PRIMARY ACCOUNT
ENCLOSURES

Page 9
[REDACTED]
371

VAN ZANDT COUNTY
FINANCIAL CLEARING
121 E DALLAS RM 101
CANTON TX 75103

PUBLIC FUNDS CHECKING

[REDACTED] (continued)

DAILY BALANCE INFORMATION					
Date	Balance	Date	Balance	Date	Balance
8/24	961,470.00	8/26	701,290.03	8/28	1,071,600.60
8/25	688,386.78	8/27	583,245.55	8/31	1,112,762.69

END OF STATEMENT

TexPool Participant Services
 1001 Texas Avenue, Suite 1150
 Houston, TX 77002



TEXAS TRUST
 TEXAS TREASURY SAFEKEEPING TRUST COMPANY
 COMPTROLLER GLENN HEGAR, CHAIRMAN

Participant Statement

VAN ZANDT COUNTY
 FINANCIAL CLEARING FUND
 ATTN KENNY EDWARDS
 121 E DALLAS ST STE 101
 CANTON TX 75103-1496

Statement Period **08/01/2020 - 08/31/2020**

Page 1 of 2

Customer Service **1-866-TEX-POOL**
 Location ID **[REDACTED]**
 Investor ID **[REDACTED]**

TexPool Update

TexPool forms have been updated recently. Current documents are available at www.TexPool.com, under Account Documents. Please discard all old versions.

TexPool Summary

Pool Name	Beginning Balance	Total Deposits	Total Withdrawals	Total Interest	Current Balance	Average Balance
Texas Local Government Investment Pool	\$13,585,716.25	\$0.00	\$1,500,000.00	\$1,896.91	\$12,087,613.16	\$12,618,035.51
Total Dollar Value	\$13,585,716.25	\$0.00	\$1,500,000.00	\$1,896.91	\$12,087,613.16	

Portfolio Value

Pool Name	Pool/Account	Market Value (08/01/2020)	Share Price (08/31/2020)	Shares Owned (08/31/2020)	Market Value (08/31/2020)
Texas Local Government Investment Pool	[REDACTED]	\$13,585,716.25	\$1.00	12,087,613.160	\$12,087,613.16
Total Dollar Value		\$13,585,716.25			\$12,087,613.16

Interest Summary

Pool Name	Pool/Account	Month-to-Date Interest	Year-to-Date Interest
Texas Local Government Investment Pool	[REDACTED]	\$1,896.91	\$61,062.22
Total		\$1,896.91	\$61,062.22



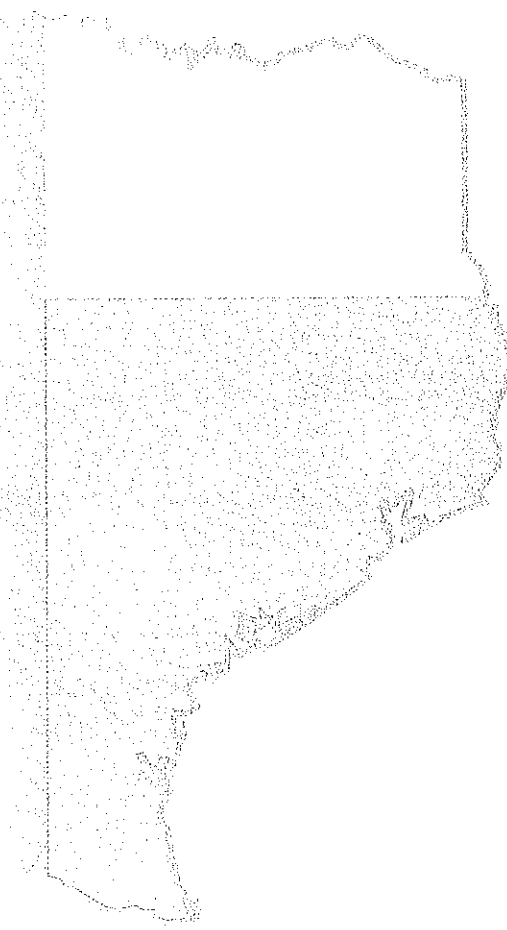
Transaction Detail

Texas Local Government Investment Pool

Participant: VAN ZANDT COUNTY

Pool/Account: XXXXXXXXXX

Transaction Date	Settlement Date	Transaction Description	Transaction Dollar Amount	Share Price	Shares This Transaction	Shares Owned
08/01/2020	08/01/2020	BEGINNING BALANCE	\$13,585,716.25	\$1.00		13,585,716.250
08/04/2020	08/04/2020	WITHDRAWAL	\$1,000,000.00-	\$1.00	1,000,000.000-	12,585,716.250
08/28/2020	08/28/2020	WITHDRAWAL	\$500,000.00-	\$1.00	500,000.000-	12,085,716.250
08/31/2020	08/31/2020	MONTHLY POSTING	\$1,896.91	\$1.00	1,896.910	12,087,613.160
Account Value as of 08/31/2020			\$12,087,613.16	\$1.00		12,087,613.160





Account Statement

August 2020

Van Zandt County

121 East Dallas Street, Room 101
Canton, TX 75103

TXCLASS

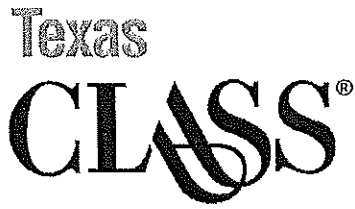
Summary

Average Monthly Yield: 0.32%

	Beginning Balance	Contributions	Withdrawals	Income Earned	Average Daily Balance	Month End Balance
FINANCIAL CLEARING	1,408,747.75	0.00	0.00	380.22	1,408,959.56	1,409,127.97

Transactions

Transaction Date	Transaction Description	Contributions & Income Earned	Withdrawals	Balance	Transaction Number
08/01/2020	Beginning Balance			1,408,747.75	
08/31/2020	Income Earned For The Period	380.22			
08/31/2020	Ending Balance			1,409,127.97	



Daily Rates

August 2020

TXCLASS

Date	Dividend Rate	Daily Yield
01-Aug-20	0.000010805	0.40%
02-Aug-20	0.000010805	0.40%
03-Aug-20	0.000010039	0.37%
04-Aug-20	0.000009827	0.36%
05-Aug-20	0.000009518	0.35%
06-Aug-20	0.000009429	0.35%
07-Aug-20	0.000009158	0.34%
08-Aug-20	0.000009158	0.34%
09-Aug-20	0.000009158	0.34%
10-Aug-20	0.000009084	0.33%
11-Aug-20	0.000008883	0.33%
12-Aug-20	0.000008941	0.33%
13-Aug-20	0.000009002	0.33%
14-Aug-20	0.000008654	0.32%
15-Aug-20	0.000008654	0.32%
16-Aug-20	0.000008654	0.32%
17-Aug-20	0.000008686	0.32%
18-Aug-20	0.000008680	0.32%
19-Aug-20	0.000008672	0.32%
20-Aug-20	0.000008336	0.31%
21-Aug-20	0.000008063	0.30%
22-Aug-20	0.000008063	0.30%
23-Aug-20	0.000008063	0.30%
24-Aug-20	0.000007807	0.29%
25-Aug-20	0.000007828	0.29%
26-Aug-20	0.000007790	0.29%
27-Aug-20	0.000007662	0.28%
28-Aug-20	0.000007625	0.28%
29-Aug-20	0.000007625	0.28%
30-Aug-20	0.000007625	0.28%
31-Aug-20	0.000007582	0.28%